


**ANNUAL REPORT AND FINANCIAL STATEMENTS 2012**



**VASSILIKO CEMENT WORKS**  
PUBLIC COMPANY LTD





## Contents

Address by the Executive Chairman, Antonios Antoniou	5
Officers, professional advisors and bankers	6
Notice of Annual General Meeting	7
Statement of the members of the Board of Directors and other responsible persons of the Company for the financial statements	10
Directors' report	11
Corporate governance report	14
Remuneration report	18
Directors' Curricula Vitae	20
Independent Auditors' report	22
Consolidated Statement of Comprehensive Income	24
Company Statement of Comprehensive Income	25
Consolidated Statement of Financial Position	26
Company Statement of Financial Position	27
Consolidated Statement of Changes in Equity	28
Company Statement of Changes in Equity	29
Consolidated Statement of Cash Flows	30
Company Statement of Cash Flows	31
Notes to the Financial Statements	32
Corporate Social Responsibility	59



## Address by the Executive Chairman, Antonios Antoniou

For the year 2012



### DEAR SHAREHOLDERS,

Welcome to the shareholders 47th Annual General Meeting. It is my privilege to present to you, on behalf of the Board of Directors, the financial results of the Group for the year ended 31st December 2012.

### REVIEW OF THE YEAR

The downside in the Cypriot construction industry has continued at an accelerated rate for the fourth year running. This coupled with the overall deterioration of the total local economy, has made 2012 an even more challenging year for Vassiliko Cement Works. The company has now oriented itself as a supplier of products to the wider Mediterranean basin, as the local market is not expected to see recovery in the near future. Beyond the challenging negative effect of lower local market sales, the additional increase in energy costs, in particular that of electricity has added an additional burden on the company's performance.

The electricity price during 2012 increased from the already high in 2011 to €202 per MWh, making it one of the highest in the World, and adversely affecting our cost base compared to all other European countries whose average comparative cost is about half. As a result the Group has decided to accelerate its plans for setting up its own electricity power generating plant.

The consumption of cement in Cyprus was down to 781 thousand tons in 2012, compared to 1.152 thousand tons in 2011, recording a decrease of 32%. Since the end of 2008 the total local cement consumption has fallen by 60% matching volumes not seen since the year 1989. The regional international markets also continued to show marked deterioration and therefore demand for cement at the main export destinations remained low and oversupplied. Despite this, the total exports for the year increased to 255 thousand tons compared to 50 thousand tons during the year 2011.

In the past three years the Company has embarked on aggressively attacking its fixed cost base, improving it further in 2012 by 17% versus 2011. These efforts remain ongoing.

The commitment to clean energy remain one of the Company's priorities and new plans are being developed to further increase the use of alternative green fuels. A number of new projects in this direction are under investigation.

### FINANCIAL RESULTS

As a result of the general economic slowdown, the revenues of the Group in 2012 decreased to €69.475.000 from €87.666.000 in 2011. The Group experienced a loss for the year 2012 of €1.354.000 compared to a loss of €2.312.000 in 2011.

### DIVIDEND

The Board of Directors, having considered the interim dividend already paid for 2012 of €1.079.000 (€0,015 per share) and the negative trend in the construction business and economy at large, has decided not to propose a dividend payment at the Annual General Meeting.

### SHAREHOLDERS, CLIENTS, PERSONNEL

Since the early part of 2012 the Company has embarked on a two year journey to upgrade its Corporate and Operational Governance, as well as aggressively pursue its focus on becoming the best demonstrated practice in Health and Safety.

We remain committed to our strategy of sustainable development, and as such a balanced policy around the three main axes of economic, social and environmental health of the Group, operating within the framework of complete transparency and trust within our people.

I would like to thank the General Manager Mr. George Sideris, all the Management team as well as all the people at Vassiliko who are stepping up to collectively help in the transformation of the Group.

In closing, I would like to express my sincere thanks to the shareholders of the Company as well as to all our valued clients, for the trust which they bestow on us as well as for their continued support.

**ANTONIOS ANTONIOU**

Executive Chairman

*Nicosia, 19th April 2013*

## Officers, Professional Advisors and Bankers

<b>Directors</b>	ANTONIOS ANTONIOU	(Executive Chairman)
	FABRIZIO DONEGA	(Executive Vice-Chairman)
	PAOLO CATANI	
	GEORGE ST. GALATARIOTIS	
	COSTAS ST. GALATARIOTIS	
	STAVROS G. GALATARIOTIS	
	COSTAS KOUTSOS	
	CHARALAMBOS PANAYIOTOU	
	LEONDIOS LAZAROU	
	SERGE SCHMIDT	
RENA ROUVITHA PANO	(Appointed 23 February 2012)	
CONSTANTINOS YIORKADJIS	(Resigned 30 January 2012)	
<b>General Manager</b>	GEORGE A. SIDERIS	
<b>Financial Manager</b>	GEORGE S. SAVVA	
<b>Secretary</b>	MARIA MAVRIDOU	
<b>Independent Auditors</b>	KPMG LIMITED 14, ESPERIDON STREET 1087 NICOSIA CYPRUS	
<b>Legal Advisors</b>	TASSOS PAPADOPOULOS & ASSOCIATES CHRYSSES DEMETRIADES & CO. LLC L. PAPAPHILIPPOU & CO LLC LEONIDAS G. GEORGIU	
<b>Bankers</b>	ALPHA BANK LTD BANK OF CYPRUS PUBLIC COMPANY LTD COOP VASSILIKOS PENTASCHINOS EUROBANK EFG CYPRUS LTD HELLENIC BANK PUBLIC COMPANY LTD CYPRUS POPULAR BANK PUBLIC COMPANY LTD NATIONAL BANK OF GREECE (CYPRUS) LTD NATIONAL BANK OF GREECE SA	
<b>Registered office</b>	1A, KYRIAKOS MATSIS AVENUE CY-1082 NICOSIA CYPRUS	
<b>Registered number</b>	1210	
<b>Internet website</b>	<a href="http://www.vassiliko.com">www.vassiliko.com</a>	



## Notice of Annual General Meeting

The 47th annual general meeting of the shareholders of Vassiliko Cement Works Public Company Ltd will be held at the Le Meridien Limassol Spa & Resort, in Limassol, on 27 June 2013 at 5:00 p.m. to transact the following business:

- 1 Consider the annual report of the Board of Directors for the year 2012.
- 2 Receive, consider and approve the annual financial statements and the report of the auditors for the year 2012.
- 3 Elect new directors in the place of those who retire.
- 4 Approve the remuneration report.
- 5 Fix the remuneration of the Directors for the year 2013.
- 6 Re-appoint KPMG Limited as the auditors of the Company and fix their remuneration for the year 2013.
- 7 Transact any other business which, in accordance with the Company's Articles of Association, can be presented at the annual general meeting.

By order of the Board

**M. MAVRIDOU**

Secretary

*17 April 2013*



## NOTES TO THE NOTICE OF THE ANNUAL GENERAL MEETING

### ENTITLEMENT TO PARTICIPATE IN THE ANNUAL GENERAL MEETING

- (1) Any person appearing as a shareholder in the Register of Members of the Company on the record date is entitled to participate in the Annual General Meeting. Each ordinary share is entitled to one vote. The record date for determining the right to vote at the Annual General Meeting is 25 June 2013. Transactions which will be taking place on 21 June 2013 and thereafter will not be considered in determining the right to vote at the Annual General Meeting.
- (2) A member entitled to attend and vote at the Annual General Meeting is entitled to appoint a proxy to attend and vote on his behalf. Shareholders may appoint any person as their proxy. Such proxy need not be a member of the Company. Shareholders who appoint a proxy to vote on their behalf, but wish to specify how their votes be cast, should tick the relevant boxes on the Form of Proxy.
- (3) The instrument appointing a proxy, which is enclosed and will be available on the website of the Company [www.vassiliko.com](http://www.vassiliko.com) (under Investors Relations), must be deposited at the Registered Offices of the Company (1A, Kyriakos Matsis Avenue, 4th Floor, CY-1082 Nicosia, Cyprus, fax +357 22 762741) prior to the commencement of the business of the Annual General Meeting.
- (4) If such appointor is a company, the Form of Proxy must bear the name of the company, and be signed by its duly authorised officer/s. In the case of joint shareholders, the Form of Proxy can only be signed by the person whose name appears first in the Register of Members. Shareholders should confirm that the form of proxy has been successfully received by the Company by calling +357 22458100.
- (5) Shareholders and/or their proxies who will attend the Annual General Meeting are requested to carry with them their identity card or other proof of identification.
- (6) Any corporation which is a shareholder of the Company may by resolution of its Directors or other governing body authorise such person as it thinks fit to act as its representative at any meeting of the Company, and the person so authorised shall be entitled to exercise the same powers on behalf of the corporation which he represents as that corporation could exercise if it were an individual member of the Company.

### VOTING PROCEDURES AT THE ANNUAL GENERAL MEETING


- (7) At the Annual General Meeting a resolution put to the vote of the meeting shall be decided on a show of hands unless a poll is (before or on the declaration of the result of the show of hands) demanded:
  - (a) by the Chairman, or
  - (b) by at least three members present in person or by proxy, or
  - (c) by any member or members present in person or by proxy and representing not less than one-tenth of the total voting rights of all the members having the right to vote at the meeting.
  - (d) by a member or members holding shares in the Company conferring a right to vote at the meeting being shares on which an aggregate sum has been paid up equal to not less than one-tenth of the total sum paid up on all the shares conferring that right.
- (8) If a poll be demanded in manner aforesaid, it shall be taken in such manner, as the Chairman shall direct, and the result of the poll shall be deemed to be resolution of the meeting at which the poll was demanded. The demand for a poll may be withdrawn.

### SHAREHOLDERS RIGHTS AT THE ANNUAL GENERAL MEETING

- (9) Pursuant to article 127B of Companies Law Cap 113, shareholders of the Company have the right to put an item on the agenda of the Annual General Meeting, provided that the item is accompanied by a written explanation justifying the inclusion of the item or the proposed resolution for approval at the Annual General Meeting provided that:
  - (a) the shareholder or group of shareholders hold at least 5% of the issued share capital of the Company, representing at least 5% of the voting rights of shareholders entitled to vote at the meeting for which an item has been added on the agenda and
  - (b) the shareholders' request to put an item on the agenda or resolution (as described above) is received by the Company's Secretary in hard copy or electronically at the addresses indicated below at least 42 days prior to the Annual General Meeting i.e. prior to 16 May 2013.

Vassiliko Cement Works Public Company Limited  
1A, Kyriakos Matsis Avenue, 4th Floor, CY-1082 Nicosia, Cyprus  
or by fax at +357 22 762741  
or by email at [investors@vassiliko.com](mailto:investors@vassiliko.com)





(10) Pursuant to article 128C of the Companies Law Cap 113, shareholders have a right to ask questions related to items on the agenda and to have such questions answered by the Board of Directors of the Company subject to any reasonable measures the Company may take to ensure the identification of shareholders.

#### **OTHER INFORMATION AND AVAILABLE DOCUMENTS**

(11) As at 17 April 2013, the issued share capital of the Company is €30.932.457 divided into 71.935.947 ordinary shares of nominal value €0,43 each.

(12) The Annual Report and Financial Statements of the Company for 2012 (incorporating the notice to and the agenda of the Annual General Meeting, Explanatory Notes on the Agenda Items, the Directors' Report, the Corporate Governance Report, the Remuneration Report, the Auditors' Report and the Financial Statements), and the Form of Proxy shall be made available in electronic form on the website of the Company [www.vassiliko.com](http://www.vassiliko.com) (Investor Relations) and in hard copy at the Company's Registered Offices, 1A Kyriakos Matsis Avenue, 4th Floor, 1082 Nicosia.

#### **EXPLANATORY NOTES**

The formal Notice of the 2013 AGM is set out on page 7. The Notice asks Vassiliko Cement Works Public Company Ltd shareholders to approve a number of items of business. For your information, the explanatory notes below summarise the purpose of each Resolution to be voted on by Vassiliko Cement Works shareholders at this year's AGM.

---

#### **RESOLUTION 1: TO CONSIDER THE ANNUAL REPORT**

The Chairman will present the Annual Report of the Board of Directors for the year ended 31 December 2012 to the meeting.

---

#### **RESOLUTION 2: TO RECEIVE, CONSIDER AND APPROVE THE ANNUAL FINANCIAL STATEMENTS AND THE REPORT OF THE AUDITORS**

The Chairman will present the Annual Financial Statements and KPMG Limited will present their Audit Report for the year ended 31 December 2012 to the meeting.

---

#### **RESOLUTION 3: RE-ELECTION OF DIRECTORS**

Messrs Antonios Antoniou, Costas Koutsos, George St. Galatariotis and Serge Schmidt are the Directors who will retire by rotation this year and offer themselves for re-election in accordance with the Company's Articles of Association.

Brief details of all Directors appear on pages 20 to 21 of the Annual Report.

---

#### **RESOLUTION 4: APPROVE THE REMUNERATION REPORT**

The Shareholders are asked to approve the remuneration report that appears on pages 18 to 19.

---

#### **RESOLUTION 5: TO FIX THE REMUNERATION OF THE DIRECTORS**

The Shareholders are asked to approve the remuneration of the Directors for the year 2013 to be reduced from the previous year as follows:

€8.000 for the Chairman

€6.000 for each of the Directors

€200 attendance fee per meeting held

---

#### **RESOLUTION 6: RE-APPOINTMENT OF AUDITORS**

This resolution relates to the re-appointment of KPMG Limited as the Company's auditors to hold office until the next AGM of the Company, and to authorise the Directors to set their remuneration.

## Statement of the members of the Board of Directors and other responsible persons of the Company for the financial statements

In accordance with Article 9 sections (3)(c) and (7) of the Transparency Requirements (Securities for Trading on Regulated Market) Law 2007 ("Law"), we the members of the Board of Directors and the other responsible persons for the financial statements of Vassiliko Cement Works Public Company Ltd for the year ended 31 December 2012, confirm that, to the best of our knowledge:

- a. The annual financial statements that are presented on pages 24 to 58:
  - i. were prepared in accordance with the International Financial Reporting Standards as adopted by the European Union, and in accordance with the provisions of Article 9, section (4) of the Law, and
  - ii. give a true and fair view of the assets and liabilities, the financial position and the profits or losses of Vassiliko Cement Works Public Company Ltd and the businesses that are included in the consolidated financial statements as a total, and
- b. the directors' report gives a fair review of the developments and the performance of the business as well as the financial position of Vassiliko Cement Works Public Company Ltd and the businesses that are included in the consolidated financial statements as a total, together with a description of the principal risks and uncertainties that they are facing.

### Members of the Board of Directors

Antonios Antoniou	Executive Chairman
Fabrizio Donega	Executive Vice Chairman
George St. Galatariotis	Non Executive Director
Costas St. Galatariotis	Non Executive Director
Stavros G. Galatariotis	Non Executive Director
Costas Koutsos	Non Executive Director
Charalambos Panayiotou	Non Executive Director
Leondios Lazarou	Independent Non Executive Director
Serge Schmidt	Non Executive Director
Rena Rouvitha Panou	Independent Non Executive Director

### Company Officials

George A. Sideris	General Manager
George S. Sawa	Financial Manager

Mr Paolo Catani was not present during this meeting for the approval of the financial statements and therefore did not sign this statement.

*17 April 2013*

## Directors' Report

The Board of Directors of Vassiliko Cement Works Public Company Ltd (the "Company") presents to the members its annual report together with the audited financial statements for the year ended 31 December 2012.

### FINANCIAL STATEMENTS

The consolidated financial statements for the year 2012 include the results of the holding company, its subsidiaries and associate companies.

### PRINCIPAL ACTIVITIES

The Group's principal activities are the production of clinker and cement, which are distributed in the local and international markets. The Group also has a presence in aggregates quarrying through its subsidiary and associate companies.

### REVIEW OF DEVELOPMENTS, POSITION AND PERFORMANCE OF THE OPERATIONS

Total revenues for 2012 reached €69.475.000 compared to €87.666.000 during 2011. The reduction of revenues is attributed to the continuing recession in the economy, which affects heavily the whole construction industry in Cyprus and the domestic demand for cement. As a result, domestic cement sales for 2012 reached 781.000 tons compared to 1.152.000 tons in 2011 (decrease 32,2%). Exports during 2012 increased to 255.000 tons clinker and cement, compared to 50.000 tons during year 2011.

Other operating income of €5.717.000 (2011: €1.573.000) includes gains from disposal of property plant and equipment of €2.108.000, part of which relates to old plants that discontinued operation, and gain from carbon emissions trading of €2.720.000 (2011: €922.000).

Other operating expenses in 2012 of €2.031.000 (2011: €9.787.000) include restructuring costs of €413.000. The corresponding figure for 2011 was € 8.094.000.

Operating results for 2012 were also affected by the power cost; electricity price during 2012 increased by 25% compared to 2011, negatively affecting results by more than € 3,5 million.

Investing activities show a loss of €40.000 (2011: loss €8.000), which includes impairment of available-for-sale financial assets €1.078.000 (2011: €1.814.000) and a gain from disposal of investment property of €1.126.000 (2011: €790.000).

The result for the year was a net loss of €1.354.000, after a €2.000.000 charge relating to the impairment of associates, compared to a net loss of €2.312.000 for 2011.

### FINANCIAL RESULTS

The results of the Group are presented in the consolidated statement of comprehensive income. The net loss after taxation for the year ended 31 December 2012 amounted to €1.354.000 compared to a net loss of €2.312.000 in 2011.

The difference between the above results from the indication for 2012 is explained in note 37 of the financial statements.

### DIVIDENDS

During 2012, the Board of Directors decided for the payment of an interim dividend of €1.079.000 (€0,015 per share) and does not recommend the payment of an additional dividend for 2012. No dividends were paid for 2011.

### MAIN RISKS AND UNCERTAINTIES

Statements made in this report that are not historical facts, including the expectations for future volume and pricing trends, demand for the products, energy costs and other market developments are forward looking statements. These statements are not guarantees of future performance and involve risks, uncertainties and assumptions ("Factors"), which are difficult to predict.

Some of the Factors that could cause actual results to differ materially from those expressed in the forward-looking statements include, but are not limited to: the cyclical nature of the Company's business; national and regional economic conditions; currency fluctuations; energy prices; emission rights price fluctuation; seasonal nature of the Company's operations; levels of construction spending and, in particular, in Government infrastructure projects announced; supply/demand structure of the industry; competition from new or existing competitors; unfavourable weather conditions during peak construction periods; changes in and implementation of environmental and other governmental regulations. In general, the Company is subject to the risks and uncertainties of the construction industry. The forward-looking statements are made as of this date and the Company undertakes no obligation to update them, whether as a result of new information, future events or otherwise.

Further information for risks and uncertainties to which the Group is exposed is disclosed on note 34 of the financial statements.



## **FUTURE DEVELOPMENTS**

The operating cost base of the Company is going through an on-going optimisation process, to further improve its competitiveness with the focus to expand further as a significant regional player in the Mediterranean basin. Certain developments in the Cyprus economy that occurred after the reporting date and affect the future operations of the Group are disclosed on note 34 of the financial statements under the operational risk section.

## **EVENTS AFTER THE REPORTING PERIOD**

Important events that have occurred after the reporting period together with their effect on the financial statements are disclosed on note 36 of the financial statements.

## **SHARE CAPITAL**

The issued share capital of the Company comprises 71.935.947 ordinary shares of €0,43 per share. There were no changes to the share capital of the Company during 2012. The Company's shares are listed on the Cyprus Stock Exchange.

There are no restrictions on the transfer of the Company's shares other than the requirements of the Directive on Insider Dealing and Market Manipulation, which relates to transactions with related parties.

The Company does not have any shares in issue which carry special control rights.

## **AGREEMENTS WHICH ARE EFFECTIVE UPON A CHANGE OF CONTROL OF THE COMPANY**

The Company has not contracted any agreement which becomes effective, is amended or ceases to apply in case of change of control following a public tender offer to the Company's shareholders or the proposal of a resolution to the general meeting of the Company for a merger, acquisition or sale of its operations.

There are no agreements with the Executive Directors or employees of the Company providing for compensation in case of resignation or dismissal without a valid reason or for termination of their employment due to a public tender offer for the acquisition of the shares of the Company. In case of termination by the Company of the employment of executive directors or employees, prior to their retirement, the Company has to compensate them according to the provisions of the Law and the Company's agreements with the Trade Unions.

## **DIRECTORS' INTEREST IN THE SHARE CAPITAL OF THE COMPANY**

The beneficial interest in the Company's shares held by members of the Board of Directors, directly or indirectly, at 31 December 2012 and 12 April 2013, is set out in note 30 of the Financial Statements.

## **BRANCHES**

During the year, the Group did not operate any branches.

## **BOARD OF DIRECTORS**

The members of the Board of Directors on the date of the report appear on page 6. In accordance with the Company's Articles of Association (Article 92), at the annual general meeting of 27 June 2013, Messrs Antonios Antoniou, Costas Koutsos, George St. Galatariotis and Serge Schmidt retire from office by rotation and, being eligible, offer themselves for re-election.

The Directors who served during the period from 28 June 2012, the date of the last Annual General Meeting, till this date were the following:

Antonios Antoniou  
Fabrizio Donegà  
Paolo Catani  
George St. Galatariotis  
Costas St. Galatariotis  
Stavros G. Galatariotis  
Costas Koutsos  
Charalambos Panayiotou  
Leondios Lazarou  
Serge Schmidt  
Rena Rouvitha Panou

The responsibilities of the Directors as members of the Board Committees are disclosed in the Corporate Governance Report.

There were no material changes to the compensation of the Board of Directors.



## CORPORATE GOVERNANCE STATEMENT

The Company recognises the importance of implementing corporate governance principles and adopted the CSE's Corporate Governance Code and applies its principles. The CSE's Corporate Governance Code is available on the CSE website ([www.cse.com.cy](http://www.cse.com.cy)).

The Company complies with the provisions of the 3rd Revised Edition of the Corporate Governance Code of the CSE, except for paragraph B.2.14 as further explained in the Corporate Governance Report.

The Corporate Governance Report of the Company for 2012 is available on the website of the Company ([www.vassiliko.com](http://www.vassiliko.com)).

The rules governing the composition and function of the Board of Directors and the appointment and replacement of its members as well as the composition and function of the Board Committees are set out in Section B of the Report on Corporate Governance.

Any amendment or addition to the Articles of Association of the Company is only valid if approved by a special resolution at a shareholders' meeting.

The Board of Directors may issue share capital if there is sufficient share capital which has not been issued and as long as the new shares to be issued are offered first to the existing shareholders, pro-rata to their percentage holding. In the event that the new shares will not be offered to existing shareholders, a resolution approved with a special majority of at least the 80% of the shareholders, who are entitled to attend and vote in a General Meeting, must be passed. In the event that a share capital increase requires an increase in the authorised share capital, the approval of the shareholders in a General Meeting must be obtained. The Board of Directors may also propose to the General Meeting of shareholders a share buyback scheme.

There are no restrictions in voting rights and special control rights in relation to the shares of the Company.

### - SHAREHOLDERS HOLDING MORE THAN 5%

The shareholders holding directly or indirectly more than 5% of the issued share capital of the Company as at 31 December 2012 and 12 April 2013, are set out in note 31 of the financial statements.

### - PREPARATION OF PERIODIC REPORTING

The Group has in place an effective internal audit system, the adequacy of which is evaluated at least annually by the Board of Directors and the Board's Audit Committee, in respect of financial and operational systems. The adequacy of the Internal Audit System secures the validity of financial data and compliance with relevant legislation and aims to secure the management of risks while providing reasonable assurance that no loss will incur.

The Group's internal audit systems incorporate effective procedures aiming at the identification and prevention of errors, omissions or fraud that could result in material misstatements during the preparation of financial statements and relevant disclosures included in the periodic reporting provided by the Group based on Part II of the Transparency Law of Cyprus (Law Providing for Transparency Requirements in relation to Information about Issuers whose Securities are listed for trading on a Regulated Market) of 2007 and 2009.

## INDEPENDENT AUDITORS

The independent auditors of the Company, KPMG Limited, have expressed their willingness to continue in office. A resolution to fix their remuneration will be proposed at the Annual General Meeting.

On behalf of the Board of Directors

**ANTONIOS ANTONIOU**

Executive Chairman

17 April 2013

## SECTION A

The Company has adopted the 3rd Revised Edition of the Corporate Governance Code, issued by the Cyprus Stock Exchange in September 2012, and applies its principles. At the date of this report the principles of the Corporate Governance Code are fully implemented, except for paragraph B.2.14 of the Corporate Governance Code as described in the Remuneration Report.

## SECTION B

### **THE BOARD**

The Company is headed by the Board of Directors which at 31 December 2012 comprised two executive and nine non-executive directors and is responsible to the shareholders for the proper management of the company Tsimentopiia Vassilikou Dimosia Eteria Ltd (Vassiliko Cement Works Public Company Ltd) and its subsidiaries. The non-executive directors comprised three independent directors and six non-independent directors. The members of the Board (excluding the Chairman) comprised three independent non-executive directors and seven non-independent directors of which one executive and six non-executive directors. The independent non-Executive directors of the Board are Mr P. Catani, Mr L. Lazarou and Mrs Rena Rouvitha Panou.

**The Board of Directors of the Company as at the date of this report comprises the following members:**

Antonios Antoniou	- Executive Chairman
Fabrizio Donegà	- Executive Vice-Chairman
Paolo Catani	- Independent non-Executive Director
George St. Galatariotis	- non-Executive Director
Costas St. Galatariotis	- non-Executive Director
Stavros G. Galatariotis	- non-Executive Director
Costas Koutsos	- non-Executive Director
Charalambos Panayiotou	- non-Executive Director
Leondios Lazarou	- Independent non-Executive Director
Serge Schmidt	- non-Executive Director
Rena Rouvitha Panou	- Independent non-Executive Director

The Company's shares are traded in the Parallel Market of the Cyprus Stock Exchange. Corporate governance principles regarding Board Balance for Companies listed in the Parallel Market provide that the majority of the non-executive directors, or at least 2 directors, have to be independent non-executive directors. The Company complies with the above Board Balance principle since three members of the Board are independent non-executive directors.

Mr. Leondios Lazarou, independent non-executive director, was appointed on 31 July 2008 as Senior Independent Director. The Senior Independent Director of the Company is available to shareholders if they have concerns that have not been resolved through the normal channels of contact with the Executive Chairman, the Executive Vice-Chairman or the General Manager or for which such contact is inappropriate. The Senior Independent Director will attend sufficient meetings of major shareholders and financial analysts to develop a balanced understanding of the issues and concerns of such shareholders. The Senior Independent Director can be contacted initially via the Company Secretary at the Registered Office of the Company.

The Board has six scheduled meetings a year, setting and monitoring the Group's strategy, reviewing trading performance, ensuring adequate funding, examining major capital expenditure, formulating policy on key issues and reporting to shareholders where appropriate. The Board of Directors convened 6 times during 2012. In accordance with best practice, the Board has established the Audit Committee, the Remunerations Committee and the Nominations Committee as per the requirements of the Code. The Company Secretary is responsible to and appointed by the Board and all directors have access to her advice and services. Directors may obtain independent professional advice if necessary, at the Company's expense. Formal agendas, papers and reports are supplied to directors in a timely manner, prior to Board meetings. Briefings are also provided at other times, for example, through operational visits and business presentations.



## CHAIRMAN AND GENERAL MANAGER

There is a division of responsibility for the management of the Group between the Executive Chairman, and the General Manager.

The Executive Chairman, Mr. Antonios Antoniou, has, among others, the following duties & responsibilities:

- Determines the Agenda of the meeting of the Board of Directors.
- Chairs the Meetings of the Board of Directors and the General Meetings of the Shareholders of the Company.
- Reviews the information and documents and confirms their relevance in order to be submitted to the Members of the Board of Directors prior to the Board Meetings.
- Reviews the strategy of the Group with the Vice-Chairman and the General Manager of the Company.
- Represents the Company in all its major dealings.
- Meets with the major shareholders of the Company and conveys their suggestions to the Board of Directors.
- Cooperates with the Vice-Chairman and the General Manager of the Company to determine the strategic targets of the Group according to the developments of the sector within which the Group operates and secures the thorough appraisal of the Company's strategic or other development proposals and the presentation thereof to the Board of Directors for final approval.
- Evaluates and promotes together with the Vice-Chairman various other proposals of the General Manager.
- Represents together with the General Manager and /or selective members of the Management Team the Company at various meetings for the promotion of the strategic targets of the Company.
- Identifies the Company's major and other stakeholders and formulates a clear policy on communicating or relating with them through an effective investor relations program.
- Develops and maintains effective relationships with the stakeholders involved in the Company's life, ensuring the continuity and development of the business.
- Supervises the internal control system, secures the proper implementation of the Company's targets and updates the Board of Directors on the related progress.
- Holds periodic meetings with the Management of the Company to discuss various specific subjects.

The General Manager of the Company, Mr. George Sideris, among others, has the following duties & responsibilities:

- Manages the Company in line with the strategy and the commercial targets determined by the Board of Directors and in compliance with all relevant laws, regulations, Corporate Governance codes as well as internal policies and procedures.
- Ensures the daily smooth operation of the Company in line with the policy, the targets and the budgets approved by the Board of Directors.
- Ensures timely and effective implementation of the strategic resolutions of the Board of Directors in agreement with the Executive Chairman and the Vice Chairman.
- In cooperation with the Executive Chairman manages the business development of the Company's activities, its subsidiaries and associates.
- Regularly informs the Executive Chairman and the Vice-Chairman regarding all the major issues of the Company, including the current status of the operations of the Company.
- Implements procedures to ensure existence of efficient internal control system.
- Defines and introduces appropriate rules, measures and procedures to govern operations at risk.
- Identifies the main business risks and approves the relevant action plans to mitigate them.

## APPOINTMENTS TO THE BOARD

The Nominations Committee is chaired by Mr. G. St. Galatariotis (non-Executive Director) and is composed of three other directors, Messrs F. Donegà (Executive Vice-Chairman), C. Koutsos (non-Executive Director) and L. Lazarou (Independent non-Executive Director). The majority of the members of the Committee are non-Executive Directors. The Nominations Committee is responsible for the selection and nomination of any new director, for the Board's consideration. The Committee is responsible to carry out a selection process. Upon the appointment of a new director, appropriate training is provided as required. In accordance with the Articles of Association of the Company and the Corporate Governance Code, four out of the eleven directors of the Company retire by rotation every year (each director retires every two or three years) and, if eligible, may offer themselves for re-election. The Board has set the 75th year of age as the year of retirement.





## RELATIONS WITH SHAREHOLDERS

Importance is attached to maintaining a dialogue with the Company's institutional shareholders. The annual general meeting is used as a forum for communicating with shareholders, providing briefings on the Company's performance during the year under review and current business activity. There will be an opportunity for shareholders to meet with and put questions to the directors, including the chairmen of the Audit, Nominations and Remunerations Committees. At annual general meetings, separate resolutions are proposed on each substantially separate issue and the number of proxy votes received for and against each resolution is announced. Members with voting rights of 5% may place items on the agenda of annual general meetings by submitting such items, either in hard copies or soft copies (electronic), accompanied with relevant explanations, at least 42 days before the date of the Annual General Meeting. Notices of annual general meetings are sent to the shareholders at least 21 days before the meeting. The Board of Directors appointed Mr. Georgios Savva as Investor Liaison Officer to facilitate better communication with shareholders and investors.

## FINANCIAL REPORTING

The preparation and presentation of this report and financial statements and other price sensitive public reports, seek to ensure that reports are prepared in a way that represents a balanced and understandable assessment of the Group's position and prospects.

## INTERNAL CONTROL

Risk assessment and review is carried out by the executive management with details of significant risks being documented. Periodic reports relating to significant risks and associated controls are prepared from this documentation and presented to the Board for its review. The Board has overall responsibility for the Group's systems of internal control and for reviewing their effectiveness on an annual basis, as well as of the procedures which confirm the accuracy, completeness and validity of the information that is provided to the investors. The review covers all systems of internal control, including financial and operational systems, as well as compliance systems and systems for the management of risks, which threaten the attainment of the Company's objectives. On the basis of the process described above during the year the Internal Auditors prepare Internal Audit Reports addressed to the Audit Committee which informs the Board through its Annual Internal Audit Report. According to the Internal Auditors Reports, the systems of internal control do not present any significant weaknesses. The Board has reviewed the key risks inherent in the Group, together with the operating, financial and compliance controls that have been implemented to mitigate those key risks. However, any system of internal control can provide only reasonable and not absolute assurance against material misstatement or loss. The Board has put in place an organisation structure with clearly defined lines of accountability and delegated authority. The principles have been designed to establish clear local operating autonomy within a framework of central leadership, stated aims and objectives. Procedures were established for business planning, budgeting, capital expenditure approval and treasury management. The executive directors regularly review the operating performance of each business and monitor progress against business plans.

## AUDIT COMMITTEE AND AUDITORS

The Audit Committee comprises of Messrs C. St. Galatariotis (Chairman of the Committee - non-Executive Director), P. Catani (Independent non-Executive Director) and L. Lazarou (Independent non-Executive Director). The majority of the members of the Audit Committee are Independent non-Executive Directors. The Committee meets at least twice a year and provides a forum for reporting by the Group's external and internal auditors who have access to the Committee for independent discussion, without the presence of the executive directors. The Audit Committee reviews a wide range of financial matters including the annual and quarterly results, statements and accompanying reports, before their submission to the Board and monitors the controls which are in force to ensure the integrity of the financial information reported to shareholders. The Audit Committee also advises the Board on the appointment of external auditors and on their remuneration both for audit and non-audit work. The Group's internal audit function is outsourced to PricewaterhouseCoopers Ltd, a professional Auditors Firm, which monitors the internal control systems and reports to the management and to the Audit Committee. The Internal Auditors of the Company perform their duties with the technical assistance of the Italcementi Group Internal Audit Department, whenever their expertise is required. Management is responsible for the implementation of the recommendations made by internal audit that carry out post-implementation reviews. The external auditors carry out independent and objective reviews and tests of the internal financial control processes, only to the extent that they consider necessary to form their judgement when expressing their audit opinion on the accounts.





## GOING CONCERN

After making appropriate enquiries, the directors consider that the Group has adequate resources to continue in operational existence for the foreseeable future. For this reason they continue to adopt the going concern basis in preparing the accounts and state that the Company intends to operate as a going concern for the next twelve months.

## REMUNERATIONS COMMITTEE

The Remunerations Committee comprises of three non-executive directors. The members of the Remunerations Committee are Messrs Ch. Panayiotou (non-Executive Director), P. Catani (Independent non-Executive Director) and L. Lazarou (Independent non-Executive Director). The Committee is chaired by Mr. Ch. Panayiotou who has knowledge and experience in remuneration policy. The majority of the members of the Remunerations Committee are Independent non-Executive Directors independent from the management of the Company who have no financial interest in the Group, no personal interest in the Committee's deliberations, and no involvement in the day-to-day management of the Group's operations that could substantially affect their independent and unbiased judgment. The Committee will usually meet at least once a year. The Group Executive Chairman and Vice-Chairman will normally be invited to attend its meetings in order to make recommendations regarding the remuneration of the executive directors (other than their self) and the General Manager. The Committee periodically reviews the remuneration policy for the Executive Directors and the General Manager. Independent external legal and consultancy advice is obtained when necessary. The Group Executive Chairman and Vice-Chairman are not present when their own remunerations are discussed. The Remuneration policy of the Directors of the Company is included in the Remuneration Report (page 18).

## DIRECTORS SEEKING RE-ELECTION

All the directors are subject to election by the shareholders at the first Annual General Meeting that follows their appointment and thereafter retire every two to three years. According to the Articles of Association, one third of the eleven Company directors retire from the Board at each Annual General Meeting. The directors liable to retirement according to the above provisions are those who served as members of the Board for the longest period since their last election.

In accordance with the Company's Articles of Association (Article 92), at the next shareholders Annual General Meeting Messrs Antonios Antoniou (Executive Chairman), Costas Koutsos (Non-Executive Director), George St. Galatariotis (Non- Executive Director) and Serge Schmidt (Non-Executive Director) shall retire from office by rotation and, being eligible, shall offer themselves for re-election.

## LOANS AND GUARANTEES GRANTED TO DIRECTORS

No loans and/or guarantees were granted to the directors of the Company or to directors of any subsidiary company as well as to their related parties by the Company and its subsidiary companies.

## COMPLIANCE WITH THE CODE OF CORPORATE GOVERNANCE OFFICER

The Board of Directors appointed Mr. Georgios Sawa, Financial Manager of the Company, at the position of Compliance with the Code of Corporate Governance Officer.

## BOARD OF DIRECTORS CONFIRMATION

The Board of Directors assures that to the best of its knowledge, there has been no violation of the Securities and Stock Exchange of Cyprus Law and Regulations.

17 April 2013

# Remuneration Report

## REMUNERATIONS COMMITTEE

The Remunerations Committee of the Board is responsible for ensuring that the remuneration packages awarded to executive directors are appropriate to individual levels of responsibility and performance, are consistent with the Company's remuneration policy, and are in line with the principles of the Corporate Governance Code.

## REMUNERATION POLICY

The Board's policy is to employ high calibre people for its key positions. It requires a corresponding level of performance from those people and seeks to reward accordingly. The Group may commission special reviews from time to time to assess the directors' compensation levels. Account is taken of the salary and total remuneration levels prevailing in comparable jobs both inside and outside the Construction and Building Materials sector, together with the individual performance and contribution of each executive director.

The remuneration of the Executive Chairman and the Executive Vice-Chairman consists of base salary only. In 2012 an extraordinary bonus was granted by the Board of Directors to the Executive Chairman in recognition of the successful completion of the new Line, the motivation and hard work demonstrated in his duties during the course of the previous three years. As the bonus was granted for previous years' performance the Company does not reserve the right to any future demand for full or part recovery of the said bonus.

The remuneration of the General Manager includes variable-pay components to ensure that the executive remuneration is linked to the Company's performance. A maximum limit of the variable-pay component is set. The non-variable component is sufficient remuneration when the variable remuneration is not earned on the basis of the targets set. The Board considers that packages of this nature are consistent with prevailing practice and are necessary to attract, retain and reward executives of the calibre the Group requires. In framing the policy, the Board has given full consideration to the provisions of the Corporate Governance Code.

The base salary of the Executive Board Members is considered sufficient to attract and retain high-calibre management needed to achieve the Company's business objectives and is determined based on level of responsibility and experience.

The annual incentive plan rewards for the performance of the previous year and is paid in cash. The maximum bonus payment is expressed as a percentage of base salary and is based on targets set by the Remunerations Committee at the beginning of the performance period. The targets relate to the Company's financial performance, costs containment measures and to the Group's long-term viability, include non-financial criteria relating to development and creating long term value for the Group.

In addition to the base salary and incentive plan participation, the General Manager enjoys the same benefits as other employees of the Company, which include provident fund and medical fund.

No significant changes were made to the remuneration policy of the Company for year 2012 compared to the previous year.

The total remunerations of the executive directors under their capacity as executives for the year 2012 were €127.632.

## PENSION SCHEME

All the Employees of the Company including the General Manager and the Executive Chairman are members of the Company's Provident Fund, which is a defined contribution scheme. No other additional pension schemes exist for any of the Executive Members of the Board.

## EMPLOYMENT CONTRACTS

Employment of executive directors are for indefinite periods, however notice periods do not exceed one year as per the requirements of the Corporate Governance Code. In case of termination by the Company of the employment of Executive Directors, prior to their retirement, the Company has to compensate the Executive Directors according to the provisions of the Law.

## NON-EXECUTIVE DIRECTORS

The remuneration of the directors, both executives and non-executives, for services rendered to the Company as directors, is determined by the annual general meeting of the Company on the proposal of the Board. The non-executive directors have letters of appointment for a three-year term. They do not participate in any profit sharing, share option or other incentive scheme. The remunerations for each of the directors for 2012 were €7.000 and €9.000 for the Chairman and €200 per meeting for attendance in person.

The remuneration of the directors, executives and non-executives, under their capacity as directors of the Company and as members of the Board of Directors' Committees as well as under their capacity as executive directors for 2012 was as follows:

Directors	Fees as Members of the Board and its Committees	Fees and emoluments as executives	Other Benefits	Bonuses	Social Benefits	Provident Fund	Total Remuneration
	€	€	€	€	€	€	€
<b>Executive Directors</b>							
Antonios Antoniou	10.200	90.000	4.800	20.000	4.531	8.301	137.832
Fabrizio Donegà	8.200	-	-	-	-	-	8.200

<b>Non-Executive Directors</b>							
Paolo Catani	8.000	-	-	-	-	-	8.000
George St. Galatariotis	8.400	-	-	-	-	-	8.400
Costas St. Galatariotis	8.400	-	-	-	-	-	8.400
Stavros G. Galatariotis	8.000	-	-	-	-	-	8.000
Costas Koutsos	8.400	-	-	-	-	-	8.400
Charalambos Panayiotou	8.400	-	-	-	-	-	8.400
Leondios Lazarou	9.000	-	-	-	-	-	9.000
Constantinos Yiorkadjis	574	-	-	-	-	-	574
Serge Schmidt	8.200	-	-	-	-	-	8.200
Rena Rouvitha Panou	6.986	-	-	-	-	-	6.986

<b>92.760</b>	<b>90.000</b>	<b>4.800</b>	<b>20.000</b>	<b>4.531</b>	<b>8.301</b>	<b>220.392</b>
---------------	---------------	--------------	---------------	--------------	--------------	----------------

## LOANS AND GUARANTEES GRANTED TO DIRECTORS

No loans and/or guarantees were granted to the directors of the Company or to directors of any subsidiary company or to their related parties by the Company and its subsidiary companies.

## Directors Curricula Vitae

### **Antonios Antoniou - Executive Chairman**

Mr. Antonios Antoniou was born in London in 1954. He studied at the University of London where he obtained a BSc degree in Biological Sciences and a postgraduate diploma in Computer Sciences.

Mr. A. Antoniou worked as a Biochemist/Microbiologist at University College London and as a Computer Systems Analyst at British Gas Headquarters in London.

He is a founding partner of AMER World Research Ltd where he was Deputy General Manager from 1983 until 1998.

From 1998 until 2006 he was Senior Vice President (Operations and Systems) of Nielsen Europe and a member of the European Executive Committee of Nielsen. As from February 2008 he has been the Executive Chairman of Vassiliko Cement Works Public Company Ltd.

---

### **Fabrizio Donegà - Executive Vice Chairman**

Mr. Fabrizio Donegà was born in 1963. He is graduate in Mechanical Engineering from Genoa University and post-graduate in Corporate Finance from SDA Bocconi (Milano, Italy) and Management Development from Harvard Business School (USA), Fabrizio Donegà began his career with Italcementi, first as Technical Assistance Manager in 1991 followed by a period as Plant Manager.

From 1995 until 1998, he served as Diagnostic & Performance Supervisor at the Italcementi headquarters. In 1999, he was appointed General Manager for Greece and Bulgaria, with his responsibilities subsequently enlarged to Cyprus, Kazakhstan and Egypt until 2003. From 2004 to 2007, he was Deputy General Manager of Italcementi S.p.A. responsible for the Industrial Operations of Italcementi Group in Italy.

Since October 2007, he has been Executive Vice President of Ciments Français, responsible for Group activities in Bulgaria, Cyprus, Egypt, Greece, Kazakhstan, Kuwait and Turkey.

---

### **Paolo Catani**

Mr. Paolo Catani was born in Bergamo, Italy, in 1939. Mr. P. Catani is a graduate of the Milan Polytechnic where he received a Bachelors Degree in Mechanical Engineering.

Mr. P. Catani has 42 years of experience in cement production sector since he has served Italcementi Group, one of the biggest cement producers in the world, from 1964 until 2006 from various posts. Specifically among other positions Mr. P. Catani served the Italcementi Group from the positions of the Director of Diagnostics and Performance Department and of the Member of the Board of Directors of the Italcementi Group Technical Center. He also served in the positions of the Director of the Grinding Department and the Vice Director of the Combustion Department.

Mr. P. Catani is a holder of some patents in the cement technology and machinery. Since 2007 he is leading, as a technical consultant, international training courses on the cement production techniques. On 11th January 2007 he was appointed as a member of the Board of Directors of the Vassiliko Cement Works Public Company Ltd.

---

### **George St. Galatariotis**

Mr. George St. Galatariotis was born in Limassol in 1947. He studied Business Administration at City Polytechnic in London.

Mr. George Galatariotis is an Executive Chairman of Galatariotis Group of Companies, Executive Chairman of The Cyprus Cement Public Company Ltd and K&G Complex Public Company Ltd. He is also Member of the Board of Directors of several private and public companies. He is a Trustee of the Cyprus Conservation Foundation (Terra Cypria). Mr. George Galatariotis has also served as a member of the Board of Limassol Chamber of Commerce and Industry and the Cyprus Ports Authority.

---

### **Costas St. Galatariotis**

Mr. Costas St. Galatariotis was born in Limassol in 1963. He graduated the 5th Gymnasium of Limassol and he studied Economics, Industry and Commerce at the London School of Economics and Political Science.

Mr. Costas Galatariotis is Executive Chairman of the Galatariotis Group of Companies and Executive Chairman of C.C.C. Tourist Enterprises Public Company Ltd, owner Company of the Le Meridien Limassol Spa & Resort. He is also member of Boards of Directors of several private and public companies and Vice Chairman (tourism) of the Board of the Limassol Chamber of Commerce and Industry.



---

### **Stavros G. Galatariotis**

Mr. Stavros Galatariotis studied Economics in the United Kingdom and he holds a bachelors degree (BS.c. (Hons)) in Business Economics with Computing from the University of Surrey and a postgraduate degree in Business Administration from CIIM in Cyprus.

Since 2000, Mr. Stavros Galatariotis is Executive Director of the Galatariotis Group of Companies and a member of the Board of Directors of several private and public companies.

---

### **Costas Koutsos**

Mr. Costas Koutsos is the Executive Chairman of KEO Plc and Member of the Board of Directors of Hellenic Mining Public Company Ltd. Between 1978 and 2011 he was the Managing Director of BMS Metal Pipes Industries Group. He is a Financial Consultant, Companies Tax Consultant, Secretary and Member of the Board of Directors of other private companies. Mr. C. Koutsos is a qualified accountant and he has worked for twelve years in a senior position in an international audit firm. He has a perennial experience in the Cyprus Stock Exchange Market. He is an active member of various charitable foundations. He served as Member of the Board of Directors of Cyprus Metal Industry Association, member of the Cyprus Employers and Industrialists Federation from 1985 to 2011.

---

### **Charalambos P. Panayiotou**

Mr. Charalambos Panayiotou was born on 6th July 1971. He studied Management Sciences (B.Sc.) at the London School of Economics and Political Science. He is a member of "The Institute of Chartered Accountants in England and Wales" as well as a Member of "The Institute of Certified Public Accountants of Cyprus" since 1996. He then joined the Cyprus Popular Bank Ltd. In 2000 he was appointed Financial Controller of the Holy Bishopric of Paphos, Member of the Board of Directors of St. George Hotel (Management) Ltd as well as of SM Tsada Golf Ltd until September 2010, upon which date he was appointed as Managing Director of the KEO PLC Group. He is a Member of the Board of Directors of Hellenic Mining Group Companies. On 1st June 2005 he was elected Member of the Board of Directors of Hellenic Bank Public Company Ltd. He is the Chairman of the Board of Directors of Hellenic Bank (Investments) Ltd.

---

### **Leondios Lazarou**

Mr. Leondios Lazarou was born in Pano Amiandos in 1952. He studied Chemistry at the University of Athens where he received in 1976 his Bachelors Degree and in 1979 his Doctorate in Analytical Chemistry. During the preparation of his doctorate thesis he worked at the University as a Lecturer. During the period 1979 - 1997 he served the Vassiliko Cement Works from the positions of the Quality Inspection Manager, the General Manager and the Managing Director. He was a Member of the Board of Directors of Hellenic Mining Company, Vassiliko Cement Works and Hellenic Chemical Industries. From 1997 until 1999 was an associate of "Aris Petasis and Associates (Business Consultants)" where he worked as Business Consultant. During the period 1999-2004 he worked as General Manager of Salamis Tours (Holdings) Ltd with main objective the restructuring of the group companies and further development of its activities. In 2004, Mr. L. Lazarou established the consultancy firm "Skepsis - Linchpin in Development" for the provision of consultancy services to businesses.

---

### **Serge Schmidt**

Mr. Serge Schmidt graduated in Civil Engineering at the University of Brussels (Ecole Polytechnique - ULB) and post-graduated in International Executive Program from INSEAD Business School in 2010. He began his career first as Technical Assistance Manager in 1996 with CCB in Belgium, Member of Italcementi Group, followed by a period as Export Manager. From 2003 until 2008, he served as General Manager for the Hydraulic Lime business and Premix operations in France. In 2009, he was appointed as Deputy of Chief Executive Officer at the Italcementi Group Headquarters. Since September 2010, he has been Managing Director of Halyps Building Materials subsidiary of Italcementi Group in Greece.

---

### **Rena Rouvitha Panou**

Mrs. Rena Rouvitha Panou studied Economics at the London School of Economics, where she was a Metcalfe Scholar and proceeded with post graduate studies at the University of Cambridge (M.Phil. Economics) and the Massachusetts Institute of Technology (Science Master's in Management), where she was a Fulbright Scholar. Between 1984 and 1991 Mrs. Rouvitha Panou was a senior executive in financial services organisations in Boston, USA. She subsequently worked at the Cyprus Popular Bank Group until the end of 2006 in various posts, including the positions of Group General Manager based in Cyprus and Managing Director of the Group's Greek operations based in Greece. She concurrently served as a Member of Laiki Group's Main Board of Directors in Cyprus. Mrs. Rouvitha Panou is currently the Chairman of the Cyprus Development Bank (cdbbank), a position she undertook following the bank's privatisation.



**KPMG Limited Chartered Accountants**  
14 Esperidon Street 1087 Nicosia, Cyprus  
P.O. Box 21121 1502 Nicosia, Cyprus

Tel: +357 22 209000, Fax: +357 22 678200  
E: nicosia@kpmg.com.cy  
[www.kpmg.com.cy](http://www.kpmg.com.cy)

## Independent Auditors' Report

to the Members of Vassiliko Cement Works Public Company Ltd

### REPORT ON THE CONSOLIDATED AND COMPANY'S SEPARATE FINANCIAL STATEMENTS

We have audited the consolidated financial statements of Vassiliko Cement Works Public Company Ltd (the "Company") and its subsidiaries (the "Group") and the Company's separate financial statements on pages 24 to 58, which comprise the statement of financial position as at 31 December 2012, and the statements of comprehensive income, changes in equity and cash flows for the year then ended, and a summary of significant accounting policies and other explanatory information.

#### *Board of Directors' Responsibility for the Financial Statements*

The Board of Directors is responsible for the preparation of consolidated and separate financial statements of the Company that give a true and fair view in accordance with International Financial Reporting Standards ("IFRS") as adopted by the European Union ("EU") and the requirements of the Cyprus Companies Law, Cap. 113, and for such internal control as the Board of Directors determines is necessary to enable the preparation of consolidated and separate financial statements that are free from material misstatement, whether due to fraud or error.

#### *Auditors' Responsibility*

Our responsibility is to express an opinion on these consolidated and separate financial statements based on our audit. We conducted our audit in accordance with International Standards on Auditing. Those Standards require that we comply with ethical requirements and plan and perform the audit to obtain reasonable assurance about whether the consolidated and separate financial statements are free from material misstatement.

An audit involves performing procedures to obtain audit evidence about the amounts and disclosures in the financial statements. The procedures selected depend on the auditor's judgment, including the assessment of the risks of material misstatement of the consolidated and separate financial statements, whether due to fraud or error. In making those risk assessments, the auditor considers internal control relevant to the entity's preparation of consolidated and separate financial statements that give a true and fair view in order to design audit procedures that are appropriate in the circumstances, but not for the purpose of expressing an opinion on the effectiveness of the entity's internal control. An audit also includes evaluating the appropriateness of accounting policies used and the reasonableness of accounting estimates made by the Board of Directors as well as evaluating the overall presentation of the consolidated and separate financial statements.

We believe that the audit evidence we have obtained is sufficient and appropriate to provide a basis for our audit opinion.

#### **Opinion**

In our opinion, the consolidated and separate financial statements give a true and fair view of the financial position of the Group and the Company as at 31 December 2012, and of their financial performance and their cash flows for the year then ended in accordance with (FRS as adopted by the EU and the requirements of the Cyprus Companies Law, Cap. 113.

#### **Board Members:**

N.G. Syrimis, A.K. Christofides, E.Z. Hadjizacharias, P.G. Loizou, A.M. Gregoriades, A.A. Demetriou, D.S. Vakis, A.A. Apostolou S.A. Loizides, M.A. Loizides, S.G. Sofocleous, M.M. Antoniadis, C.V. Vasiliou, P.E. Antoniadis, M.J. Halios, M.P. Michael, P.A. Peleties G.V. Markides, M.A. Papacosta, K.A. Papanicolaou, A.I. Shiammoutis, G.N. Tziortzis, H.S. Charalambous, C.P. Anayiotos, I.P. Ghalanos M.G. Gregoriades, H.A. Kakoullis, G.P. Sawa, C.A. Kalias, C.N. Kallis, M.H. Zavrou, P.S. Elia, M.G. Lazarou, Z.E. Hadjizacharias P.S. Theophanous, M.A. Karantoni, C.A. Markides

KPMG Limited, a private company limited by shares, registered in Cyprus under registration number HE 132822 with its registered office at 14, Esperidon Street, 1087 Nicosia, Cyprus

#### **Limassol**

P.O. Box 50161, 3601 Tel: +357 25 869000, Fax: +357 25 363842

#### **Larnaca**

P.O. Box 40075, 6300 Tel: +357 24 200000, Fax: +357 24 200200

#### **Paphos**

P.O. Box 60288, 8101 Tel: +357 26 943050, Fax: +357 26 943062

#### **Paralimni / Ayia Napa**

P.O. Box 33200, 5311 Tel: +357 23 820080, Fax: +357 23 820084

#### **Polis Chrysochou**

P.O. Box 66014, 8330 Tel: +357 26 322098, Fax: +357 26 322722



## Independent Auditors' Report

---

to the Members of Vassiliko Cement Works Public Company Ltd

### REPORT ON OTHER LEGAL AND REGULATORY REQUIREMENTS

Pursuant to the requirements of the Auditors and Statutory Audits of Annual and Consolidated Accounts Law of 2009, we report the following:

- We have obtained all the information and explanations we considered necessary for the purposes of our audit.
- In our opinion, proper books of account have been kept by the Company.
- The consolidated and separate financial statements are in agreement with the books of account.
- In our opinion and to the best of the information available to us and according to the explanations given to us, the consolidated and separate financial statements give the information required by the Cyprus Companies Law, Cap. 113, in the manner so required.
- In our opinion, the information given in the report of the Board of Directors on pages 11 to 13 is consistent with the consolidated and separate financial statements.

Pursuant to the requirements of the Directive DI 190-2007-04 of the Cyprus Securities and the Exchange Commission, we report that a corporate governance statement has been made for the information relating to paragraphs (a), (b), (c), (f) and (g) of article 5 of the said Directive, and it forms a special part of the Report of the Board of Directors.

### OTHER MATTER

This report, including the opinion, has been prepared for and only for the Company's members as a body in accordance with Section 34 of the Auditors and Statutory Audits of Annual and Consolidated Accounts Law of 2009 and for no other purpose. We do not, in giving this opinion, accept or assume responsibility for any other purpose or to any other person to whose knowledge this report may come to.

**Haris A. Kakoullis, CPA**

Certified Public Accountant and Registered Auditor for and on behalf of

KPMG Limited Certified Public Accountants and Registered Auditors  
14, Esperidon Street, 1087, Nicosia, Cyprus

*17 April 2013*

## Consolidated Statement of Comprehensive Income

For the year ended 31 December 2012

	Note	2012 €000	2011 €000
<b>Continuing operations</b>			
Revenue	4	69.475	87.666
Cost of sales		<u>(61.434)</u>	<u>(70.571)</u>
<b>Gross profit</b>		<b>8.041</b>	<b>17.095</b>
Other operating income	5	5.717	1.573
Distribution expenses		(2.938)	(3.427)
Administrative expenses		(2.810)	(2.922)
Other operating expenses		<u>(2.031)</u>	<u>(9.787)</u>
<b>Operating profit before financing costs</b>	<b>6</b>	<b><u>5.979</u></b>	<b><u>2.532</u></b>
Finance income	8	15	6
Finance expenses	8	(3.519)	(2.806)
<b>Net finance costs</b>		<b><u>(3.504)</u></b>	<b><u>(2.800)</u></b>
Net loss from investing activities	9	(40)	(8)
Impairment of associates	17	(2.000)	-
Share of loss from equity-accounted investees	17	<u>(1.515)</u>	<u>(33)</u>
<b>Loss before tax</b>		<b><u>(1.080)</u></b>	<b><u>(309)</u></b>
Taxation expense	10	(274)	(2.003)
<b>Loss for the year</b>		<b><u>(1.354)</u></b>	<b><u>(2.312)</u></b>
<b>Other comprehensive income</b>			
Net change in fair value of available-for-sale financial assets reclassified to profit or loss	18	447	203
Net change of fair value of property	12	13.990	-
Tax on other comprehensive income	10	<u>(976)</u>	<u>1.517</u>
<b>Other comprehensive income for the year</b>		<b><u>13.461</u></b>	<b><u>1.720</u></b>
<b>Total comprehensive income/(loss) for the year</b>		<b><u>12.107</u></b>	<b><u>(592)</u></b>
<b>Loss attributable to:</b>			
Equity holders of the parent		(1.354)	(2.312)
Non-controlling interest		<u>-</u>	<u>-</u>
		<b><u>(1.354)</u></b>	<b><u>(2.312)</u></b>
<b>Total comprehensive income/(loss) attributable to:</b>			
Equity holders of the parent		12.107	(592)
Non-controlling interest		<u>-</u>	<u>-</u>
		<b><u>12.107</u></b>	<b><u>(592)</u></b>
Basic and diluted earnings per share (cents)	11	<u>(1,9)</u>	<u>(3,2)</u>

The notes on pages 32 to 58 form an integral part of these financial statements



## Company Statement of Comprehensive Income

For the year ended 31 December 2012

	Note	2012 €000	2011 €000
<b>Continuing operations</b>			
Revenue	4	69.475	87.666
Cost of sales		<u>(61.234)</u>	<u>(70.298)</u>
<b>Gross profit</b>		<b>8.241</b>	<b>17.368</b>
Other operating income	5	5.709	1.669
Distribution expenses		(2.936)	(3.463)
Administrative expenses		(2.726)	(2.873)
Other operating expenses		<u>(3.031)</u>	<u>(12.013)</u>
<b>Operating profit before financing costs</b>	<b>6</b>	<b><u>5.257</u></b>	<b><u>688</u></b>
Finance income	8	12	6
Finance expenses	8	(3.519)	(2.804)
<b>Net finance costs</b>		<b><u>(3.507)</u></b>	<b><u>(2.798)</u></b>
Net (loss)/profit from investing activities	9	<u>(1.982)</u>	<u>256</u>
<b>Loss before tax</b>		<b>(232)</b>	<b>(1.854)</b>
Taxation expense	10	<u>(274)</u>	<u>(1.981)</u>
<b>Loss for the year</b>		<b><u>(506)</u></b>	<b><u>(3.835)</u></b>
<b>Other comprehensive income</b>			
Net change in fair value of available-for-sale financial assets reclassified to profit or loss	18	447	203
Net change of fair value of property	12	14.006	-
Tax on other comprehensive income	10	<u>(976)</u>	<u>1.517</u>
<b>Other comprehensive income for the year</b>		<b><u>13.477</u></b>	<b><u>1.720</u></b>
<b>Total comprehensive income/(loss) for the year</b>		<b><u>12.971</u></b>	<b><u>(2.115)</u></b>
Basic and diluted earnings per share (cents)	11	<u>(0,7)</u>	<u>(5,3)</u>

The notes on pages 32 to 58 form an integral part of these financial statements

## Consolidated Statement of Financial Position

As at 31 December 2012

	Note	2012 €000	2011 €000
<b>ASSETS</b>			
Property, plant and equipment	12	274.948	273.383
Intangible assets	14	12.805	12.841
Investment property	13	7.547	14.396
Investments in equity-accounted investees	17	9.269	12.788
Available-for-sale financial assets	18	597	1.228
<b>Total non-current assets</b>		<b>305.166</b>	<b>314.636</b>
Inventories	19	25.846	20.479
Trade and other receivables	20	10.152	9.073
Assets classified as held for sale	21	7.056	7.074
Other current assets		156	-
Cash and cash equivalents	22	3.390	46
<b>Total current assets</b>		<b>46.600</b>	<b>36.672</b>
<b>Total assets</b>		<b>351.766</b>	<b>351.308</b>
<b>EQUITY</b>			
Share capital	23	30.932	30.932
Reserves		199.506	188.674
<b>Total equity attributable to equity holders of the parent</b>		<b>230.438</b>	<b>219.606</b>
<b>Non-controlling interest</b>		<b>-</b>	<b>-</b>
<b>Total equity</b>		<b>230.438</b>	<b>219.606</b>
<b>LIABILITIES</b>			
Interest-bearing loans and borrowings	24	86.174	99.413
Deferred tax liabilities	25	10.554	9.939
Provisions	26	400	400
Trade and other payables	27	-	1.200
<b>Total non-current liabilities</b>		<b>97.128</b>	<b>110.952</b>
Bank overdraft	22	-	3.383
Interest-bearing loans and borrowings	24	13.079	10.134
Tax payable		232	523
Trade and other payables	27	10.889	6.710
<b>Total current liabilities</b>		<b>24.200</b>	<b>20.750</b>
<b>Total Liabilities</b>		<b>121.328</b>	<b>131.702</b>
<b>Total equity and liabilities</b>		<b>351.766</b>	<b>351.308</b>

The financial statements were approved by the Board of Directors on 17 April 2013.

**ANTONIOS ANTONIOU**                      **FABRIZO DONEGA**                      Directors

The notes on pages 32 to 58 form an integral part of these financial statements

## Company Statement of Financial Position

As at 31 December 2012

	Note	2012 €000	2011 €000
<b>ASSETS</b>			
Property, plant and equipment	12	273.888	272.255
Intangible assets	14	12.341	12.357
Investment property	13	6.986	13.781
Investments in subsidiaries	16	17.636	19.636
Investments in associates	17	51	51
Available-for-sale financial assets	18	597	1.228
<b>Total non-current assets</b>		<b>311.499</b>	<b>319.308</b>
Inventories	19	25.804	20.437
Trade and other receivables	20	15.109	14.979
Assets classified as held for sale	21	6.742	6.630
Other current assets		156	-
Cash and cash equivalents	22	3.355	-
<b>Total current assets</b>		<b>51.166</b>	<b>42.046</b>
<b>Total assets</b>		<b>362.665</b>	<b>361.354</b>
<b>EQUITY</b>			
Share capital	23	30.932	30.932
Reserves		210.414	198.718
<b>Total equity</b>		<b>241.346</b>	<b>229.650</b>
<b>LIABILITIES</b>			
Interest-bearing loans and borrowings	24	86.174	99.413
Deferred tax liabilities	25	10.587	9.972
Provisions	26	400	400
Trade and other payables	27	-	1.200
<b>Total non-current liabilities</b>		<b>97.161</b>	<b>110.985</b>
Bank overdraft	22	-	3.383
Interest-bearing loans and borrowings	24	13.079	10.134
Income tax payable		231	513
Trade and other payables	27	10.848	6.689
<b>Total current liabilities</b>		<b>24.158</b>	<b>20.719</b>
<b>Total liabilities</b>		<b>121.319</b>	<b>131.704</b>
<b>Total equity and liabilities</b>		<b>362.665</b>	<b>361.354</b>

The financial statements were approved by the Board of Directors on 17 April 2013.

ANTONIOS ANTONIOU

FABRIZO DONEGA

Directors

The notes on pages 32 to 58 form an integral part of these financial statements

# Consolidated Statement of Changes in Equity

For the year ended 31 December 2012

	Share Capital €000	Share premium €000	Revaluation reserve €000	Revaluation of investments available for sale €000	Retained earnings €000	Total equity attributable to equity holders of the parent €000	Non- controlling interest €000	Total equity €000
At 1 January 2011	30.932	45.388	41.871	(650)	104.230	221.771	-	221.771
Loss for the year	-	-	-	-	(2.312)	(2.312)	-	(2.312)
Other comprehensive income	-	-	1.517	203	-	1.720	-	1.720
Total comprehensive loss for the year	-	-	1.517	203	(2.312)	(592)	-	(592)
Dividends	-	-	-	-	(1.079)	(1.079)	-	(1.079)
Special Contribution for Defence	-	-	-	-	(494)	(494)	-	(494)
Transfer	-	-	(2.159)	-	(2.159)	-	-	-
At 1 January 2012	30.932	45.388	41.229	(447)	102.504	219.606	-	219.606
Loss for the year	-	-	-	-	(1.354)	(1.354)	-	(1.354)
Other comprehensive income	-	-	13.014	447	-	13.461	-	13.461
Total comprehensive gain for the year	-	-	13.014	447	(1.354)	12.107	-	12.107
Dividends	-	-	-	-	(1.079)	(1.079)	-	(1.079)
Special Contribution for Defence	-	-	-	-	(196)	(196)	-	(196)
Transfer	-	-	(2.318)	-	2.318	-	-	-
At 31 December 2012	30.932	45.388	51.925	-	102.193	230.438	-	230.438

The notes on pages 32 to 58 form an integral part of these financial statements

## Company Statement of Changes in Equity

For the year ended 31 December 2012

	Share Capital €00	Share premium €000	Revaluation reserve €000	Revaluation of investments available for sale €000	Retained earnings €000	Total equity €000
At 1 January 2011	30.932	45.388	41.734	(650)	115.934	233.338
Loss for the year	-	-	-	-	(3.835)	(3.835)
Other comprehensive income	-	-	1.517	203	-	1.720
Total comprehensive loss for the year	-	-	1.517	203	(3.835)	(2.115)
Dividends	-	-	-	-	(1.079)	(1.079)
Special Contribution for Defence	-	-	-	-	(494)	(494)
Transfer	-	-	(2.159)	-	2.159	-
<b>At 1 January 2012</b>	<b>30.932</b>	<b>45.388</b>	<b>41.092</b>	<b>(447)</b>	<b>112.685</b>	<b>229.650</b>
Loss for the year	-	-	-	-	(506)	(506)
Other comprehensive income	-	-	13.030	447	-	13.477
Total comprehensive income for the year	-	-	13.030	447	(506)	12.971
Dividends	-	-	-	-	(1.079)	(1.079)
Special Contribution for Defence	-	-	-	-	(196)	(196)
Transfer	-	-	(2.318)	-	2.318	-
<b>At 31 December 2012</b>	<b>30.932</b>	<b>45.388</b>	<b>51.804</b>	<b>-</b>	<b>113.222</b>	<b>241.346</b>

Companies which do not distribute 70% of their profits after tax, as defined by the Special Contribution for the Defence of the Republic Law, within two years after the end of the relevant tax year, will be deemed to have distributed as dividends 70% of these profits. Special contribution to the defence fund at 20% (15% to 30 August 2011 and 17% from 31 August 2011 to 31 December 2011) will be payable on such deemed dividends to the extent that the shareholders (companies and individuals) are Cyprus tax residents. The amount of deemed distribution is reduced by any actual dividends paid out of the profits of the relevant year at any time. This special contribution to the defence fund is payable by the Company for the account of the shareholders.

The notes on pages 32 to 58 form an integral part of these financial statements

# Consolidated Statement of Cash Flows

For the year ended 31 December 2012

	Note	2012 €000	2011 €000
<b>CASH FLOWS FROM OPERATING ACTIVITIES</b>			
Loss for the year		(1.354)	(2.312)
Adjustments for:			
Depreciation and amortisation charges		15.176	12.501
Profit from disposal of investment property		(1.126)	(790)
Impairment loss on available-for-sale financial assets		1.078	1.814
Impairment of associate		2.000	-
Change in fair value of investment property		200	(1.265)
Change in fair value of assets classified as held for sale		(112)	249
Impairment loss of assets classified as held for sale		130	165
Interest income		(15)	(6)
Interest expense		3.595	2.806
Share of loss of equity-accounted investees		1.515	33
(Gain)/loss on disposal of property, plant and equipment		(2.108)	4
Loss on disposal of assets classified as held for sale		-	97
Income tax expense		274	2.003
<b>Operating profit before changes in working capital and provisions</b>		<b>19.253</b>	<b>15.299</b>
Changes in:			
Trade and other receivables		(1.079)	3.209
Inventories		(5.367)	(1.931)
Trade and other payables		2.357	(9.570)
Other current assets		(156)	-
<b>Cash generated from operating activities</b>		<b>15.008</b>	<b>7.007</b>
Interest paid		(4.033)	(1.764)
Tax paid		(1.137)	(263)
<b>Net cash inflow from operating activities</b>		<b>9.838</b>	<b>4.980</b>
<b>CASH FLOWS FROM INVESTING ACTIVITIES</b>			
Proceeds from disposal of property, plant and equipment		3.649	133
Proceeds from disposal of investment property		7.775	4.150
Proceeds from disposal of assets classified as held for sale		-	99
Interest received		15	6
Dividends received		-	250
Acquisition of property, plant and equipment	12	(4.256)	(9.748)
Acquisition of intangibles		-	(17)
<b>Net cash generated from/(used in) investing activities</b>		<b>7.183</b>	<b>(5.127)</b>
<b>CASH FLOWS FROM FINANCING ACTIVITIES</b>			
Proceeds from new loans raised		-	5.700
Repayment of loans		(10.294)	7.475
Dividends paid	29	-	(1.079)
<b>Net cash used in financing activities</b>		<b>(10.294)</b>	<b>(2.854)</b>
<b>Net increase/(decrease) in cash and cash equivalents</b>		<b>6.727</b>	<b>(3.001)</b>
Cash and cash equivalents at 1 January		(3.337)	(336)
<b>Cash and cash equivalents at 31 December</b>	22	<b>3.390</b>	<b>(3.337)</b>

The notes on pages 32 to 58 form an integral part of these financial statements

## Company Statement of Cash Flows

For the year ended 31 December 2012

	Note	2012 €000	2011 €000
<b>CASH FLOWS FROM OPERATING ACTIVITIES</b>			
Loss for the year		(506)	(3.835)
Adjustments for:			
Depreciation and amortisation charges		15.104	12.420
Profit from disposal of investment property		(1.126)	(790)
Impairment loss on available-for-sale financial assets		1.078	1.814
Impairment in value of investment in subsidiary		2.000	-
Change in fair value of investment property		146	(1.280)
Change in fair value of assets classified as held for sale		(112)	249
Interest income		(12)	(6)
Dividend income		(4)	(249)
Interest expense		3.595	2.804
(Gain)/loss on disposal of property, plant and equipment		(2.108)	5
Income tax expense		274	1.981
<b>Operating profit before changes in working capital and provisions</b>		<u>18.329</u>	<u>13.113</u>
<b>Changes in:</b>			
Trade and other receivables		(130)	5.536
Inventories		(5.367)	(1.972)
Trade and other payables		2.337	(9.524)
Other current assets		(156)	-
<b>Cash generated from operations</b>		<u>15.013</u>	<u>7.153</u>
Interest paid		(4.033)	(1.762)
Tax paid		(1.128)	(263)
<b>Net cash inflow from operating activities</b>		<u>9.852</u>	<u>5.128</u>
<b>CASH FLOWS FROM INVESTING ACTIVITIES</b>			
Proceeds from disposal of property, plant and equipment		3.649	131
Proceeds from disposal of investment property		7.775	4.150
Interest received		12	6
Dividends received		-	249
Acquisition of property, plant and equipment	12	(4.256)	(9.748)
Acquisition of intangibles		-	(17)
<b>Net cash generated from/(used in) investing activities</b>		<u>7.180</u>	<u>(5.229)</u>
<b>CASH FLOWS FROM FINANCING ACTIVITIES</b>			
Proceeds from new loans raised		-	5.700
Repayment of loans		(10.294)	(7.475)
Dividends paid	29	-	(1.079)
<b>Net cash used in financing activities</b>		<u>(10.294)</u>	<u>(2.854)</u>
<b>Net increase/(decrease) in cash and cash equivalents</b>		<u>6.738</u>	<u>(2.955)</u>
Cash and cash equivalents at 1 January		<u>(3.383)</u>	<u>(428)</u>
<b>Cash and cash equivalents at 31 December</b>	22	<u>3.355</u>	<u>(3.383)</u>

The notes on pages 32 to 58 form an integral part of these financial statements

# Notes to the Financial Statements

## For the year ended 31 December 2012

### 1 REPORTING ENTITY AND PRINCIPAL ACTIVITIES

“Τσιμεντοποιία Βασιλικού Δημόσια Εταιρεία Λτδ”, translated in English as “Vassiliko Cement Works Public Company Ltd” (the “Company”) is a company domiciled in Cyprus and is a public company in accordance with the requirements of the Cyprus Companies Law, Cap. 113 and the Cyprus Stock Exchange Law and Regulations. The Company’s registered office is at 1A Kyriakos Matsis Avenue, CY-1082 Nicosia, Cyprus.

The consolidated financial statements of the Company as at and for the year ended 31 December 2012 comprise the Company and its subsidiaries (together referred to as the ‘Group’) and the Group’s interest in associates.

The Company and Consolidated Financial Statements were authorised for issue by the Board of Directors on 17 April 2013.

#### Principal activities

The Group principal activities are the production of clinker and cement, which are sold in the local and international markets. The Group also has a presence in aggregates quarrying through its subsidiary and associate companies.

### 2 BASIS OF PREPARATION

#### Statement of compliance

The consolidated financial statements have been prepared in accordance with International Financial Reporting Standards (“IFRSs”) as adopted by the European Union (“EU”). In addition, the financial statements have been prepared in accordance with the requirements of the Cyprus Companies Law, Cap. 113, and the Cyprus Stock Exchange Law and Regulations.

#### Basis of measurement

The consolidated financial statements have been prepared on the historical cost basis, modified to include the revaluation to fair value of land and buildings, Vassiliko port, financial instruments classified as available for sale and investment property.

#### Functional and presentation currency

The consolidated financial statements as at and for the year ended 31 December 2012 are presented in Euro (€), which is the Company’s functional currency. All financial information presented in Euro has been rounded to the nearest thousand.

#### Use of estimates and judgments

The preparation of the consolidated financial statements in accordance with IFRSs requires from Management the exercise of judgment, to make estimates and assumptions that influence the application of accounting principles and the related amounts of assets and liabilities, income and expenses. The estimates and underlying assumptions are based on historical experience and various other factors that are deemed to be reasonable based on knowledge available at that time. Actual results may deviate from such estimates.

The estimates and underlying assumptions are reviewed on a continuous basis. Revisions in accounting estimates are recognised in the period during which the estimate is revised, if the estimate affects only that period, or in the period of the revision and future periods, if the revision affects the present as well as future periods.

In particular, information about significant areas of estimation, uncertainty and critical judgments in applying accounting policies that have the most significant effect on the amount recognised in the financial statements are described below:

#### *a. Income taxes*

Significant judgment is required in determining the provision for income taxes. There are transactions and calculations for which the ultimate tax determination is uncertain during the ordinary course of business. The Group recognises liabilities for anticipated tax audit issues based on estimates of whether additional taxes will be due. Where the final tax outcome of these matters is different from the amounts that were initially recorded, such differences will impact the income tax and deferred tax provisions in the period in which such determination is made.

#### *b. Fair value of financial instruments*

The fair value of financial instruments that are not traded in an active market is determined by using valuation techniques. The Group uses its judgment to select a variety of methods and makes assumptions that are mainly based on market conditions existing at each reporting date. The Group regularly evaluates the methods used to ensure their validity and appropriateness. Changes in the estimations and assumptions used are possible to affect the fair value of the related financial instruments.



### **c. Provision for bad and doubtful debts**

The Group reviews its trade and other receivables for evidence of their recoverability. Such evidence includes the customer's payment record and the customer's overall financial position. If indications of irrecoverability exist, the recoverable amount is estimated and a respective provision for bad and doubtful debts is made. The amount of the provision is charged through the profit or loss. The review of credit risk is continuous and the methodology and assumptions used for estimating the provision are reviewed regularly and adjusted accordingly.

### **d. Impairment of investments in subsidiaries/associates**

The Company periodically evaluates the recoverability of investments in subsidiaries/associates whenever indicators of impairment are present. Indicators of impairment include such items as declines in revenues, earnings or cash flows or material adverse changes in the economic or political stability of a particular country, which may indicate that the carrying amount of an asset is not recoverable. If facts and circumstances indicate that investment in subsidiaries/associates may be impaired, the estimated future undiscounted cash flows associated with these subsidiaries/associates would be compared to their carrying amounts to determine if a write down to fair value is necessary.

### **e. Impairment of goodwill**

Determining whether goodwill is impaired requires an estimation of the value in use of the cash generating units of the Company on which the goodwill has been allocated. The value in use calculation requires the Company to estimate the future cash flows expected to arise from the cash-generating units using a suitable discount rate in order to calculate present value.

## **Adoption of new and revised IFRSs and Interpretations**

As from 1 January 2012, the Company adopted all changes to IFRSs which are relevant to its operations. This adoption did not have a material effect on the financial statements of the Group and the Company.

The following Standards, Amendments to Standards and Interpretations have been issued but are not yet effective for annual periods beginning on 1 January 2012. Those which may be relevant to the Group are set out below. The Group does not plan to adopt these Standards early.

### **i. Standards and Interpretations adopted by the EU**

- IFRS 7 (Amendments) "Financial Instruments: Disclosures" - "Offsetting Financial Assets and Financial Liabilities" (effective for annual periods beginning on or after 1 January 2013).
- IFRS 10 "Consolidated Financial Statements" (effective for annual periods beginning on or after 1 January 2013).
- IFRS 11 "Joint Arrangements" (effective for annual periods beginning on or after 1 January 2013).
- IFRS 12 "Disclosure of Interests in Other Entities" (effective for annual periods beginning on or after 1 January 2013).
- IFRS 13 "Fair Value Measurement" (effective for annual periods beginning on or after 1 January 2013).
- IAS 1 (Amendments) "Presentation of items of other Comprehensive Income" (effective for annual periods beginning on or after 1 July 2012).
- IAS 27 (Revised) "Separate Financial Statements" (effective for annual periods beginning on or after 1 January 2013).
- IAS 28 (Revised) "Investments in Associates and Joint ventures" (effective for annual periods beginning on or after 1 January 2013).
- IAS 32 (Amendments) "Offsetting Financial Assets and Financial Liabilities" (effective for annual periods beginning on or after 1 January 2014).

### **ii. Standards and Interpretations not adopted by the EU**

- Improvements to IFRSs 2009-2011 (effective for annual periods beginning on or after 1 January 2013).
- IFRS 1 (Amendments): "Government Loans" (effective for annual periods beginning on or after 1 January 2013).
- IFRS 7 (Amendments) "Financial Instruments: Disclosures" - "Disclosures on transition to IFRS 9" (effective for annual periods beginning on or after 1 January 2015).
- IFRS 9 "Financial Instruments" (effective for annual periods beginning on or after 1 January 2015).
- Transition Guidance - Amendments to IFRS 10, 11 and 12 (effective for annual periods beginning on or after 1 January 2013).
- Investment Entities - Amendments to IFRS 10, 12 and IAS 27 (effective for annual periods beginning on or after 1 January 2014).

The Board of Directors expects that the adoption of the above financial reporting standards in future periods will not have a significant effect on the financial statements of the Group and the Company except for:

- The adoption of IFRS 9 and IFRS 7 (Amendments) could change the classification, measurement and disclosure of financial assets. The extent of the impact has not been determined.

### 3 SIGNIFICANT ACCOUNTING POLICIES

The following accounting policies have been applied consistently to all years presented in these consolidated financial statements and have been applied consistently by the Group entities.

#### Basis of consolidation

##### *i. Business combinations*

Business combinations are accounted for using the acquisition method as at the acquisition date, which is the date on which control is transferred to the Group. Control is the power to govern the financial and operating policies of an entity so as to obtain benefits from its activities. In assessing control, the Group takes into consideration potential voting rights that currently are exercisable.

The Group measures goodwill at the acquisition date as:

- the fair value of the consideration transferred; plus
- the recognised amount of any non-controlling interests in the acquiree; plus
- if the business combination is achieved in stages, the fair value of the pre-existing equity interest in the acquiree; less
- the net recognised amount (generally fair value) of the identifiable assets acquired and liabilities assumed.

When the excess is negative, a bargain purchase gain is recognised immediately in profit or loss.

The consideration transferred does not include amounts related to the settlement of pre-existing relationships. Such amounts generally are recognised in profit or loss.

Transactions costs, other than those associated with the issue of debt or equity securities, that the Group incurs in connection with a business combination are expensed as incurred.

##### *ii. Acquisitions of non-controlling interests*

Acquisitions of non-controlling interests are accounted for as transactions with owners in their capacity as owners and therefore no goodwill is recognised as a result. Adjustments to non-controlling interests arising from transactions that do not involve the loss of control are based on a proportionate amount of the net assets of the subsidiary.

##### *iii. Subsidiaries*

Subsidiaries are entities controlled by the Group. The financial statements of subsidiaries are included in the consolidated financial statements from the date that control commences until the date that control ceases.

##### *iv. Loss of control*

On the loss of control, the Group derecognises the assets and liabilities of the subsidiary, any non-controlling interests and the other components of equity related to the subsidiary. Any surplus or deficit arising on the loss of control is recognised in profit or loss. If the Group retains any interest in the previous subsidiary, then such interest is measured at fair value at the date that control is lost. Subsequently, it is accounted for as an equity-accounted investee or as an available-for-sale financial asset depending on the level of influence retained.

##### *v. Investments in associates and jointly controlled entities (equity-accounted investees)*

Associates are those entities in which the Group has significant influence, but not control, over the financial and operating policies. Significant influence is presumed to exist when the Group holds between 20% and 50% of the voting power of another entity. Jointly controlled entities are those entities over whose activities the Group has joint control, established by contractual agreement and requiring unanimous consent for strategic financial and operating decisions.

Investments in associates and jointly controlled entities are accounted for using the equity method and are recognized initially at cost. The cost of the investment includes transaction costs.

The consolidated financial statements include the Group's share of the profit or loss and other comprehensive income of equity accounted investees, after adjustments to align the accounting policies with those of the Group, from the date that significant influence or joint control commences until the date that significant influence or joint control ceases.

When the Group's share of losses exceeds its interest in an equity-accounted investee, the carrying amount of the investment, including any long-term interests that form part thereof, is reduced to zero, and the recognition of further losses is discontinued except to the extent that the Group has an obligation or has made payments on behalf of the investee.

##### *vi. Jointly controlled operations*

A jointly controlled operation is a joint venture carried on by each venture using its own assets in pursuit of the joint operations. The consolidated financial statements include the assets that the Group controls and the liabilities that it incurs in the course of pursuing the joint operation, and the expenses that the Group incurs and its share of the income that it earns from the joint operation.

### **vii. Transactions eliminated on consolidation**

Intra-group balances and transactions, and any unrealised income and expenses arising from intra-group transactions, are eliminated in preparing the consolidated financial statements. Unrealised gains arising from transactions with equity-accounted investees are eliminated against the investment to the extent of the Group's interest in the investee. Unrealised losses are eliminated in the same way as unrealised gains, but only to the extent that there is no evidence of impairment.

### **Property, plant and equipment**

#### **i. Recognition and measurement**

Land and buildings are carried at fair value, based on valuations by external independent valuers, less subsequent depreciation for buildings. Revaluations are carried out with sufficient regularity such that the carrying amount does not differ materially from that which would be determined using fair value at the reporting date. All other property, plant and equipment are stated at historical cost less accumulated depreciation.

Increases in the carrying amount arising on revaluation of property plant and equipment are credited to other comprehensive income. Decreases that offset previous increases of the same asset are charged against that reserve; all other decreases are charged to the statement of comprehensive income. Each year the difference between depreciation based on the revalued carrying amount of the asset (the depreciation charged to the statement of comprehensive income) and depreciation based on the asset's original cost is transferred from fair value reserves to retained earnings.

Properties under construction are carried at cost, less any recognised impairment loss. Cost includes professional fees and borrowing costs capitalised in accordance with the Group's accounting policy. Depreciation of these assets, on the same basis as other property assets, commences when the assets are ready for their intended use.

#### **ii. Reclassification to investment property**

When the use of a property changes from owner-occupied to investment property, the property is remeasured to fair value and reclassified as investment property. Any gain arising on remeasurement is recognised in profit or loss to the extent that it reverses a previous impairment loss on the specific property, with any remaining gain recognized in other comprehensive income and presented in the revaluation reserve in equity. Any loss is recognised immediately in profit or loss.

#### **iii. Subsequent costs**

Subsequent expenditure is capitalised only when it is probable that the future economic benefits associated with the expenditure will flow to the Group. Ongoing repairs and maintenance is expensed as incurred.

#### **iv. Depreciation**

Depreciation is recognised in profit or loss on a straight-line basis over the estimated useful lives of each component. Land is not depreciated.

Leased assets are depreciated over the shorter of the lease term and their useful lives, unless it is reasonably certain that the Group will obtain ownership by the end of the lease term.

Items of the property, plant and equipment are depreciated from the date that they are installed and are ready for use, or in respect of internally constructed assets, from the date that the assets are completed and are ready for use.

The estimated useful lives are as follows:

Buildings	20 - 50 years
Vassiliko Port	50 years (term of lease)
Machinery, plant and equipment	4 - 40 years

### **Intangible assets**

#### **i. Goodwill**

All business combinations are accounted for by applying the acquisition method. Goodwill represents amounts arising on acquisition of subsidiaries and associates. Goodwill represents the difference between the cost of the acquisition and the fair value of the net identifiable assets of the acquired undertaking at the date of acquisition.

When the excess is negative, a bargain purchase gain is recognised immediately in profit or loss.

Goodwill is measured at cost less any accumulated impairment losses. Goodwill is allocated to cash-generating units and is tested annually for impairment (see note 14). Goodwill on acquisition of associates is included in investments in associates.

#### **ii. Other intangible assets**

Other intangible assets that are acquired by the Group and have finite useful lives are measured at cost less accumulated amortisation and accumulated impairment losses.

Expenditure on internally generated goodwill and brands is recognised in the statement of comprehensive income as an expense as incurred.

### **iii. Subsequent expenditure**

Subsequent expenditure on intangible assets is capitalised only when it increases the future economic benefits embodied in the specific asset to which it relates. All other expenditure is expensed as incurred.

### **iv. Amortisation**

Amortisation is charged to profit or loss on a straight-line basis over the estimated useful lives of intangible assets unless such lives are indefinite. Goodwill and intangible assets with an indefinite useful life are systematically tested for impairment at each reporting date. Other intangible assets are amortised from the date they are available for use.

The estimated useful lives are as follows:

Computer software	3 years
Leasehold property	33 years

## **Investments**

### **i. Investments in equity securities**

Equity financial instruments held by the Group are classified as being available-for-sale and are recognised initially at fair value plus any directly attributable transaction costs, with any resultant gain or loss being recognised directly in equity, except for impairment losses and, in the case of monetary items such as debt securities, foreign exchange gains and losses. When these investments are derecognised, the cumulative gain or loss previously recognised directly in equity is recognised in the statement of comprehensive income. Where these investments are interestbearing, interest calculated using the effective interest method is recognised in the statement of comprehensive income.

The fair value of financial instruments classified as held for trading and available-for-sale is their quoted bid price at the year-end date.

Financial instruments classified as held for trading or available-for-sale investments are recognised / derecognised by the Group on the date it commits to purchase / sell the investments. Securities held-to-maturity are recognised / derecognised on the day they are transferred to / by the Group.

Financial instruments designated as available-for-sale are included in non-current assets, unless management has the expressed intention of holding the investment for less than 12 months from the reporting date.

### **ii. Investment property**

Investment properties are properties which are held either to earn rental income, or for capital appreciation, or for both, but not for sale in the ordinary course of business, or used for the production or supply of goods or services, or for administrative purposes. Investment properties are stated at fair value. An external, independent valuer, having an appropriate recognised professional qualification and recent experience in the location and category of property being valued, values the portfolio at regular intervals. The fair values are based on market values, being the estimated amount for which a property could be exchanged on the date of valuation between a willing buyer and a willing seller in an arm's length transaction after proper marketing wherein the parties had each acted knowledgeably, prudently and without compulsion.

Any gain or loss arising from a change in fair value is recognised in profit or loss. Rental income from investment property is accounted for as described in accounting policy for Revenue.

When an item of property, plant and equipment is transferred to investment property following a change in its use, any differences arising at the date of transfer between the carrying amount of the item immediately prior to transfer and its fair value is recognised directly in equity, if it is a gain. Upon disposal of the item the gain is transferred to retained earnings. Any loss arising in this manner is recognised immediately in the statement of comprehensive income.


If an investment property becomes owner-occupied, it is reclassified as property, plant and equipment and its fair value at the date of reclassification becomes its cost for accounting purposes of subsequent recording. When the Group begins to redevelop an existing investment property for continued future use as investment property, the property remains an investment property, which is measured based on fair value model, and is not reclassified as property, plant and equipment during the redevelopment.

## **Trade and other receivables**

Trade receivables are initially measured at fair value, and are subsequently measured at amortised cost using the effective interest rate method. Appropriate allowances for estimated irrecoverable amounts are recognised in statement of comprehensive income when there is objective evidence that the asset is impaired. The allowance recognised is measured as the difference between the asset's carrying amount and the present value of estimated future cash flows discounted at the effective interest rate computed at initial recognition.

## **Inventories**

Inventories are measured at the lower of cost and net realisable value. Net realisable value is the estimated selling price in the ordinary course of business, less the estimated costs of completion and selling expenses.



The cost of raw materials, spare parts and other consumables is based on the average cost and includes expenditure incurred in acquiring the inventories and bringing them to their existing location and condition. In the case of manufactured inventories and work in progress, cost includes an appropriate share of production overheads based on normal operating capacity.

#### **Cash and cash equivalents**

Cash and cash equivalents comprise cash in hand and at bank and call deposits. Bank overdrafts that are repayable on demand and form an integral part of the Group's cash management are included as a component of cash and cash equivalents for the purpose of the statement of cash flows.

#### **Impairment of non-financial assets**

The carrying amounts of the Group's assets, other than investment property, inventories and deferred tax assets, are reviewed at each reporting date to determine whether there is any indication of impairment. If any such indication exists, the asset's recoverable amount is estimated.

For goodwill, assets that have an indefinite useful life and intangible assets that are not yet available for use, the recoverable amount is estimated at each year end date.

An impairment loss is recognised whenever the carrying amount of an asset or its cash-generating unit exceeds its recoverable amount. Impairment losses are recognised in the statement of comprehensive income.

Impairment losses recognised in respect of cash-generating units are allocated first to reduce the carrying amount of any goodwill allocated to cash-generating units (group of units) and then, to reduce the carrying amount of the other assets in the unit (group of units) on a pro rata basis.

When a decline in the fair value of an available-for-sale financial asset has been recognised directly in equity and there is objective evidence that the asset is impaired, the cumulative loss that had been recognised directly in equity is recognised in profit or loss even though the financial asset has not been derecognised. The amount of the cumulative loss that is recognised in the statement of comprehensive income is the difference between the acquisition cost and current fair value, less any impairment loss on that financial asset previously recognised in the statement of comprehensive income.

#### **Interest-bearing borrowings**

Interest-bearing borrowings are recognised initially at fair value plus any direct attributable transaction costs. Subsequently they are measured at amortised cost using the effective interest method.

#### **Employee benefits**

##### ***i. Defined contribution plans***

A defined contribution plan is a post-employment benefit plan under which an entity pays fixed contributions into a separate entity and has no legal or constructive obligation to pay further amounts. Obligations for contributions to defined contribution plans are recognised as an employee benefit expense in profit or loss in the periods during which related services are rendered by employees. Prepaid contributions are recognised as an asset to the extent that a cash refund or a reduction in future payments is available. Contributions to a defined contribution plan that are due more than 12 months after the end of the period in which the employees render the service are discounted to their present value.

##### ***ii. Termination benefits***

Termination benefits are recognised as an expense when the Group is demonstrably committed, without realistic possibility of withdrawal, to a formal detailed plan to either terminate employment before the normal retirement date, or to provide termination benefits as a result of an offer made to encourage voluntary redundancy. Termination benefits for voluntary redundancies are recognised as an expense if the Group has made an offer of voluntary redundancy, it is probable that the offer will be accepted, and the number of acceptances can be estimated reliably. If benefits are payable more than 12 months after the reporting date, then they are discounted to their present value.

#### **Provisions**

A provision is recognised when the Group has a present legal or constructive obligation as a result of a past event, and it is probable that an outflow of economic benefits will be required to settle the obligation and a reliable estimate of the amount can be made. If the effect is material, provisions are determined by discounting the expected future cash flows at a pre-tax rate that reflects current market assessments of the time value of money and, where appropriate, the risks specific to the liability.

#### **Trade and other payables**

Trade and other payables are presented at the nominal value outstanding at the year end date.

#### **Revenue**

##### ***i. Goods sold***

Revenue from the sale of goods in the course of ordinary activities is measured at the fair value of the consideration received or receivable, net of returns, trade discounts and volume rebates.

Revenue from the sale of goods is recognised in profit or loss when the significant risks and rewards of ownership have been transferred to the buyer. No revenue is recognised if there are significant uncertainties regarding recovery of the consideration due, associated costs or the possible return of goods.

## **ii. Rental income**

Rental income from investment property is recognised in profit or loss on a straight-line basis over the term of the lease.

## **iii. Government grants**

Government grants are recognised in the statement of financial position initially as deferred income when there is reasonable assurance that it will be received and that the Group will comply with the conditions attached to it. Grants that compensate the Group for expenses incurred are recognised as revenue in profit or loss on a systematic basis in the same periods in which the expenses are incurred. Grants that compensate the Group for the cost of an asset are amortised on a systematic basis using the straight-line method over the expected useful life of the respective asset.

## **iv. Finance income**

Finance income includes interest income which is recognised using the effective interest method.

## **v. Dividend income**

Dividend income is recognised in the statement of comprehensive income on the date the entity's right to receive payments is established, which in the case of quoted securities is usually the ex-dividend date.

## **Expenses**

### **i. Operating lease payments**

Rentals payable under operating leases are charged to the statement of comprehensive income on a straight-line basis over the term of the relevant lease. Benefits received and receivable as an incentive to enter into an operating lease are also spread on a straight-line basis over the lease term.

### **ii. Financing costs**

Financing costs comprise interest expense on borrowings calculated using the effective interest rate method, interest receivable on funds invested, dividend income, foreign exchange gains and losses, and gains and losses on hedging instruments that are recognised in the statement of comprehensive income.

### **iii. Foreign currency transactions**

Foreign currency transactions are translated into the functional currency using the exchange rates prevailing at the dates of the transactions. Foreign exchange gains and losses resulting from the settlement of such transactions and from the translation at year-end exchange rates of monetary assets and liabilities denominated in foreign currencies are recognised in the statement of comprehensive income.

Monetary assets and liabilities denominated in foreign currencies are translated into Euro using the rate of exchange ruling at the reporting date. The exchange differences that arise are transferred to the statement of comprehensive income, and are presented separately in financing costs.

## **Tax expense**

Tax expense on the statement of comprehensive income for the year comprises current and deferred tax. Tax expense is recognised in profit or loss, except to the extent that it relates to items recognised directly in other comprehensive income.

Current tax is the expected tax payable or receivable on the taxable income or loss for the year, using the applicable tax rates enacted or substantially enacted at the reporting date, and any adjustment to tax payable in respect of previous years.

Deferred tax is provided using the liability method, providing for temporary differences between the carrying amounts of assets and liabilities for financial reporting purposes and the amounts used for taxation purposes. The following temporary differences are not provided for: goodwill not deductible for tax purposes, the initial recognition of assets or liabilities that affect neither accounting nor taxable profit, and differences relating to investments in subsidiaries to the extent that they will probably not reverse in the foreseeable future. The amount of deferred tax provided is based on the expected manner of realisation or settlement of the carrying amount of assets and liabilities, using tax rates enacted or substantially enacted at the year end date.

A deferred tax asset is recognised only to the extent that it is probable that future taxable profits will be available against which the asset can be utilised. Deferred tax assets are reduced to the extent that it is no longer probable that the related tax benefit will be realised.

## **Share capital**

Ordinary shares are classified as equity.

## **Dividends**

Dividend distribution to the Company's shareholders is recognised in the Company's financial statements in the year in which they are approved by the Company's shareholders.

## **Comparatives**

Where necessary, comparative figures have been adjusted to conform to changes in presentation in the current year.

## 4 REVENUE

	Group		Company	
	2012 €000	2011 €000	2012 €000	2011 €000
Revenue analysis:				
Cement products	69.337	87.546	69.337	87.546
Other	138	120	138	120
	<u>69.475</u>	<u>87.666</u>	<u>69.475</u>	<u>87.666</u>

## 5 OTHER OPERATING INCOME

	Group		Company	
	2012 €000	2011 €000	2012 €000	2011 €000
Income from Vassiliko Port	223	107	223	107
Rental of investment property	326	474	326	474
Gain/(loss) on disposal of property, plant and equipment	2.108	(4)	2.108	(5)
Loss on disposal of assets classified as held for sale	-	(97)	-	-
Trading of CO <sub>2</sub> emission rights	2.720	922	2.720	922
Other	340	171	332	171
	<u>5.717</u>	<u>1.573</u>	<u>5.709</u>	<u>1.669</u>

## 6 OPERATING PROFIT BEFORE FINANCING COSTS

	Group		Company	
	2012 €000	2011 €000	2012 €000	2011 €000
This is stated after charging:				
Staff costs (see note 7)	10.329	14.305	10.130	14.084
Directors remuneration as directors	93	101	93	101
Directors remuneration as executives	128	108	128	108
Depreciation of property, plant and equipment	15.140	12.446	15.088	12.394
Amortisation of intangible fixed assets	36	55	16	26
Independent auditors' remuneration	51	53	40	40
	<u>10.329</u>	<u>14.305</u>	<u>10.130</u>	<u>14.084</u>

## 7 STAFF COSTS

	Group		Company	
	2012 €000	2011 €000	2012 €000	2011 €000
Wages and salaries	8.698	12.201	8.529	12.024
Social insurance contributions	519	753	508	738
Provident and medical fund contributions (note 32)	741	1.003	729	990
Other contributions	371	348	364	332
	<u>10.329</u>	<u>14.305</u>	<u>10.130</u>	<u>14.084</u>
Average number of employees	<u>187</u>	<u>227</u>	<u>180</u>	<u>220</u>



## 8 NET FINANCE COSTS

	Group		Company	
	2012 €000	2011 €000	2012 €000	2011 €000
Interest income	15	6	12	6
Finance income	15	6	12	6
Interest expense	(3.595)	(2.851)	(3.595)	(2.849)
Net foreign exchange differences	76	45	76	45
Finance expense	3.519	(2.806)	(3.519)	(2.804)
Net finance costs	(3.504)	(2.800)	(3.507)	(2.798)

Interest income is earned on bank deposits held in current and short term notice accounts. The interest rate on the above deposits is variable.

## 9 NET (LOSS)/PROFIT FROM INVESTING ACTIVITIES

	Group		Company	
	2012 €000	2011 €000	2012 €000	2011 €000
Dividend receivable	-	-	4	249
Impairment charge on available-for-sale financial assets	(1.078)	(1.814)	(1.078)	(1.814)
Impairment charge - investment in subsidiary	-	-	(2.000)	-
Change in fair value of investment property	(200)	1.265	(146)	1.280
Change in fair value of assets classified as held for sale	112	(249)	112	(249)
Gain on disposal of investment property	1.126	790	1.126	790
	(40)	(8)	(1.982)	(256)



## 10 TAXATION EXPENSE

	Group		Company	
	2012 €000	2011 €000	2012 €000	2011 €000
<b>Recognised in profit or loss</b>				
<b>Analysis of charge in year</b>				
Current year tax:				
Income tax on profits of the year	-	-	-	-
Special contribution to the defence fund	6	9	6	9
Capital gains tax	514	235	514	235
Share of tax from associate	-	18	-	-
Deferred tax (see note 25)	(361)	1.238	(361)	1.234
	<u>159</u>	<u>1.500</u>	<u>159</u>	<u>1.478</u>
Adjustment for prior periods	115	503	115	503
	<u>274</u>	<u>2.003</u>	<u>274</u>	<u>1.981</u>
<b>Recognised in other comprehensive income</b>				
Deferred tax on revaluation of property	976	(1.517)	976	(1.517)

The Group is subject to income tax at 10%.

	Group		Company	
	2012 €000	2011 €000	2012 €000	2011 €000
<b>Reconciliation of tax based on taxable income and tax based on accounting policies</b>				
Accounting loss before tax	<u>(1.080)</u>	<u>(309)</u>	<u>(232)</u>	<u>(1.854)</u>
Tax for the year at the applicable tax rates				
Income tax at 10%	(108)	(31)	(23)	(185)
Special contribution to the defence fund	6	9	6	9
Capital gains tax	514	235	514	235
	<u>412</u>	<u>213</u>	<u>497</u>	<u>59</u>
Effects of:				
Non-taxable income / expenses	(253)	1.269	(338)	1.419
	<u>159</u>	<u>1.482</u>	<u>159</u>	<u>1.478</u>
Adjustments to tax charge in respect of previous periods	115	503	115	503
Share of tax from associate	-	18	-	-
Current tax charge for the year	<u>274</u>	<u>2.003</u>	<u>274</u>	<u>1.981</u>

## 11 EARNINGS PER SHARE

The calculation of earnings per share was based on the loss attributable to ordinary shareholders of €1.354.000 (2011 : loss €2.312.000) and the weighted average number of ordinary shares outstanding during the year of 71.935.947 (2011 : 71.935.947).

The calculation of earnings per share in the Company Statement of Comprehensive Income was based on the loss for the year of €506.000 (2011 : loss €3.835.000).

## 12 PROPERTY, PLANT AND EQUIPMENT

GROUP	Land and buildings €000	Vassiliko port €000	Plant and equipment €000	Total €000
<b>Cost</b>				
Balance at 1 January 2011	54.642	24.008	327.279	405.929
Acquisitions	585	-	9.163	9.748
Disposals	(115)	-	(297)	(412)
Written off	-	-	(71.168)	(71.168)
Balance at 31 December 2011	<u>55.112</u>	<u>24.008</u>	<u>264.977</u>	<u>344.097</u>
Balance at 1 January 2012	55.112	24.008	264.977	344.097
Acquisitions	275	-	3.981	4.256
Revaluation of assets	13.990	-	-	13.990
Disposals	(1.201)	-	(951)	(2.152)
Balance at 31 December 2012	<u>68.176</u>	<u>24.008</u>	<u>268.007</u>	<u>360.191</u>
<b>Depreciation</b>				
Balance at 1 January 2011	7.887	2.765	119.059	129.711
Charge for the year on historical cost	899	481	8.907	10.287
Additional charge on revalued amounts	1.721	438	-	2.159
Disposals	-	-	(275)	(275)
Written off	-	-	(71.168)	(71.168)
Balance at 31 December 2011	<u>10.507</u>	<u>3.684</u>	<u>56.523</u>	<u>70.714</u>
Balance at 1 January 2012	10.507	3.684	56.523	70.714
Charge for the year on historical cost	437	481	11.904	12.822
Additional charge on revalued amounts	1.880	438	-	2.318
Disposals	-	-	(611)	(611)
Balance at 31 December 2012	<u>12.824</u>	<u>4.603</u>	<u>67.816</u>	<u>85.243</u>
<b>Carrying amounts</b>				
At 1 January 2011	<u>46.755</u>	<u>21.243</u>	<u>208.220</u>	<u>276.218</u>
At 31 December 2011	<u>44.605</u>	<u>20.324</u>	<u>208.454</u>	<u>273.383</u>
At 1 January 2012	<u>44.605</u>	<u>20.324</u>	<u>208.454</u>	<u>273.383</u>
At 31 December 2012	<u>55.352</u>	<u>19.405</u>	<u>200.191</u>	<u>274.948</u>



COMPANY	Land and buildings €000	Vassiliko port €000	Plant and equipment €000	Total €000
<b>Cost</b>				
Balance at 1 January 2011	53.266	24.008	327.278	404.552
Acquisitions	585	-	9.163	9.748
Disposals	(115)	-	(296)	(411)
Written off	-	-	(71.168)	(71.168)
Balance at 31 December 2011	<u>53.736</u>	<u>24.008</u>	<u>264.977</u>	<u>342.721</u>
Balance at 1 January 2012	53.736	24.008	264.977	342.721
Acquisitions	275	-	3.981	4.256
Revaluation of assets	14.006	-	-	14.006
Disposals	(1.201)	-	(951)	(2.152)
Balance at 31 December 2012	<u>66.816</u>	<u>24.008</u>	<u>268.007</u>	<u>358.831</u>
<b>Depreciation</b>				
Balance at 1 January 2011	7.691	2.765	119.059	129.515
Charge for the year on historical cost	847	481	8.907	10.235
Additional charge on revalued amounts	1.721	438	-	2.159
Disposals	-	-	(275)	(275)
Written off	-	-	(71.168)	(71.168)
Balance at 31 December 2011	<u>10.259</u>	<u>3.684</u>	<u>56.523</u>	<u>70.466</u>
Balance at 1 January 2012	10.259	3.684	56.523	70.466
Charge for the year on historical cost	385	481	11.904	12.770
Additional charge on revalued amounts	1.880	438	-	2.318
Disposals	-	-	(611)	(611)
Balance at 31 December 2012	<u>12.524</u>	<u>4.603</u>	<u>67.816</u>	<u>84.943</u>
<b>Carrying amounts</b>				
At 1 January 2011	<u>45.575</u>	<u>21.243</u>	<u>208.219</u>	<u>275.037</u>
At 31 December 2011	<u>43.477</u>	<u>20.324</u>	<u>208.454</u>	<u>272.255</u>
At 1 January 2012	<u>43.477</u>	<u>20.324</u>	<u>208.454</u>	<u>272.255</u>
At 31 December 2012	<u>54.292</u>	<u>19.405</u>	<u>200.191</u>	<u>273.888</u>

The construction of the Vassiliko Port was paid for by the Company. The Cyprus Ports Authority, which according to the Cyprus Ports Authority Law is the owner of the port, leased it to the Company for a period of 50 years as from 1 January 1984.

The last revaluation of land was performed in 2012 by independent professional valuers.

Bank overdrafts of €218.000 in 2011 were secured by fixed charges on plant and machinery. Bank loans of €99.253.000 (2011: €109.547.000) are secured by €26.800.000 mortgages on land and buildings and €46.732.000 fixed charges on plant and machinery.

### 13 INVESTMENT PROPERTY

	Group		Company	
	2012 €000	2011 €000	2012 €000	2011 €000
Balance at 1 January	14.396	16.491	13.781	15.861
Change in fair value	(200)	1.265	(146)	1.280
Disposals	(6.649)	(3.360)	(6.649)	(3.360)
Balance at 31 December	<u>7.547</u>	<u>14.396</u>	<u>6.986</u>	<u>13.781</u>

The carrying amount of investment property is the fair value of the property as determined by an independent valuer having an appropriate recognised professional qualification and recent experience in the location and category of the property being valued. Fair values were determined having regard to recent market transactions for similar properties in the same location as the Group's investment property. The last revaluation of investment property was performed in December 2012.

Investment property comprises a number of commercial properties that are leased to third parties or land held for capital appreciation.

### 14 INTANGIBLE ASSETS

GROUP	Goodwill €000	Leasehold property €000	Software €000	Total €000
<b>Cost</b>				
Balance at 1 January 2011	12.328	598	1.392	14.318
Acquisitions	-	-	17	17
Balance at 31 December 2011	<u>12.328</u>	<u>598</u>	<u>1.409</u>	<u>14.335</u>
Balance at 1 January 2012	12.328	598	1.409	14.335
Balance at 31 December 2012	<u>12.328</u>	<u>598</u>	<u>1.409</u>	<u>14.335</u>
<b>Amortisation and impairment charge</b>				
Balance at 1 January 2011	-	96	1.347	1.443
Amortisation for the year	-	20	35	55
Disposals	-	-	(4)	(4)
Balance at 31 December 2011	<u>-</u>	<u>116</u>	<u>1.378</u>	<u>1.494</u>
Balance at 1 January 2012	-	116	1.378	1.494
Amortisation for the year	-	20	16	36
Balance at 31 December 2012	<u>-</u>	<u>136</u>	<u>1.394</u>	<u>1.530</u>
<b>Carrying amounts</b>				
At 1 January 2011	<u>12.328</u>	<u>502</u>	<u>45</u>	<u>12.875</u>
At 31 December 2011	<u>12.328</u>	<u>482</u>	<u>31</u>	<u>12.841</u>
At 1 January 2012	<u>12.328</u>	<u>482</u>	<u>31</u>	<u>12.841</u>
At 31 December 2012	<u>12.328</u>	<u>462</u>	<u>15</u>	<u>12.805</u>



COMPANY	Goodwill €000	Software €000	Total €000
<b>Cost</b>			
Balance at 1 January 2011	12.328	1.315	13.643
Acquisitions	-	17	17
Balance at 31 December 2011	<u>12.328</u>	<u>1.332</u>	<u>13.660</u>
Balance at 1 January 2012	12.328	1.332	13.660
Balance at 31 December 2012	<u>12.328</u>	<u>1.332</u>	<u>13.660</u>
<b>Amortisation and impairment charge</b>			
Balance at 1 January 2011	-	1.277	1.277
Amortisation for the year	-	26	26
Balance at 31 December 2011	<u>-</u>	<u>1.303</u>	<u>1.303</u>
Balance at 1 January 2012	-	1.303	1.303
Amortisation for the year	-	16	16
Balance at 31 December 2012	<u>-</u>	<u>1.319</u>	<u>1.319</u>
<b>Carrying amounts</b>			
At 1 January 2011	<u>12.328</u>	<u>38</u>	<u>12.366</u>
At 31 December 2011	<u>12.328</u>	<u>29</u>	<u>12.357</u>
At 1 January 2012	<u>12.328</u>	<u>29</u>	<u>12.357</u>
At 31 December 2012	<u>12.328</u>	<u>13</u>	<u>12.341</u>

## 15 GROUP ENTITIES

Name and country of incorporation	Principal Activity	Ownership	
		2012	2011
Vassiliko (Building Materials) Ltd - Cyprus	Investment company	100,0%	100,0%
AES Atlas Etimo Skirodema Ltd - Cyprus	Dormant company	100,0%	100,0%
Estia Etimo Skirodema Ltd - Cyprus	Dormant company	100,0%	100,0%
Vassiliko Energy Ltd - Cyprus	Provision of services	100,0%	100,0%
Venus Beton Ltd - Cyprus	Dormant company	51,0%	51,0%
CCC Building Materials Ltd - Cyprus	Investment company	100,0%	100,0%
CCC Aggregates Ltd - Cyprus	Dormant company	51,0%	51,0%

## 16 INVESTMENTS IN SUBSIDIARY COMPANIES

Company Name and country of incorporation	Principal Activity	Ownership	
		2012	2011
Vassiliko (Building Materials) Ltd - Cyprus	Investment company	100,0%	100,0%
Estia Etimo Skirodema Ltd - Cyprus	Dormant company	100,0%	100,0%
Vassiliko Energy Ltd - Cyprus	Provision of services	100,0%	100,0%
CCC Building Materials Ltd - Cyprus	Investment company	100,0%	100,0%
		2012 €000	2011 €000
Balance at 1 January		19.636	19.636
Impairment charge		(2000)	-
Balance at 31 December		<u>17.636</u>	<u>19.636</u>
Vassiliko (Building Materials) Ltd - Cyprus		855	855
Estia Etimo Skirodema Ltd - Cyprus		-	-
Vassiliko Energy Ltd - Cyprus		2	2
CCC Building Materials Ltd - Cyprus		16.779	18.779
		<u>17.636</u>	<u>19.636</u>

## 17 INVESTMENTS IN EQUITY-ACCOUNTED INVESTEEES

Name and country of incorporation	Principal Activity	Ownership	
		2012	2011
Latomio Pyrgon Ltd - Cyprus	Aggregates quarry	30,0%	30,0%
ENERCO - Energy Recovery Ltd - Cyprus	Waste to energy	50,0%	50,0%
Latomia Latouros Ltd - Cyprus	Aggregates quarry	50,0%	50,0%
		2012 €000	2011 €000
Balance at 1 January		12.788	13.089
Impairment charge		(2000)	-
Share of loss from equity-accounted investees		(1.515)	(33)
Share of tax from equity-accounted investees		-	(18)
Dividends from equity-accounted investees		(4)	(250)
Balance at 31 December		<u>9.269</u>	<u>12.788</u>
Latomio Pyrgon Ltd - Cyprus		834	948
ENERCO - Energy Recovery Ltd - Cyprus		151	153
Latomia Latouros Ltd - Cyprus		8.284	11.687
		<u>9.269</u>	<u>12.788</u>

The Group's share of post-acquisition total recognised profit or loss in the above equity-accounted investees for the year ended 31 December 2012 was loss of €1.515.000 (2011 loss: €33.000).

In the Company's Statement of Financial Position, the investments in associates are stated at cost:

	2012 €000	2011 €000
Balance at 1 January	<u>51</u>	<u>51</u>
Balance at 31 December	<u>51</u>	<u>51</u>

## 18 AVAILABLE-FOR-SALE FINANCIAL ASSETS

	Group		Company	
	2012 €000	2011 €000	2012 €000	2011 €000
At 1 January	1.228	2.840	1.228	2.840
Change in fair value	447	203	447	203
Impairment charge	(1.078)	(1.815)	(1.078)	(1.815)
At 31 December	<u>597</u>	<u>1.228</u>	<u>597</u>	<u>1.228</u>
	Valuation		Valuation	
	2012 €000	2011 €000	2012 €000	2011 €000
<b>Non-current investments</b>				
Equity securities available for sale	<u>597</u>	<u>1.228</u>	<u>597</u>	<u>1.228</u>

## 19 INVENTORIES

	Group		Company	
	2012 €000	2011 €000	2012 €000	2011 €000
Raw materials and work in progress	3.951	4.624	3.951	4.624
Finished goods	11.444	6.325	11.444	6.325
Fuel stocks	1.629	1.732	1.625	1.728
Spare parts and consumables	8.822	7.798	8.784	7.760
	<u>25.846</u>	<u>20.479</u>	<u>25.804</u>	<u>20.437</u>

## 20 TRADE AND OTHER RECEIVABLES

	Group		Company	
	2012 €000	2011 €000	2012 €000	2011 €000
Trade receivables	8.465	9.399	7.811	8.717
Deferred expenditure	2.419	-	2.403	-
Amount owed by subsidiary companies (note 28)	-	-	8.054	8.031
Amount owed by associate companies (note 28)	328	367	247	286
Other receivables and prepayments	84	516	84	500
	<u>11.296</u>	<u>10.282</u>	<u>18.599</u>	<u>17.534</u>
Less impairment	<u>(1.144)</u>	<u>(1.209)</u>	<u>(3.490)</u>	<u>(2.555)</u>
	<u>10.152</u>	<u>9.073</u>	<u>15.109</u>	<u>14.979</u>
<b>Impairment movement</b>				
At 1 January	1.209	1.167	2.555	283
Impairment recognised	-	132	1.000	2.358
Amounts written off as uncollectible	(14)	(3)	(14)	(2)
Amounts recovered during the year	-	(47)	-	(44)
Accrued discounts	(51)	(40)	(51)	(40)
At 31 December	<u>1.144</u>	<u>1.209</u>	<u>3.490</u>	<u>2.555</u>

The Group's historical experience in collection of accounts receivable falls within the recorded allowances. Due to these factors, management believes that no additional credit risk beyond amounts provided for collections losses is inherent in the Company's trade receivables.

## 21 ASSETS CLASSIFIED AS HELD FOR SALE

	Group		Company	
	2012 €000	2011 €000	2012 €000	2011 €000
Balance at 1 January	7.074	7.684	6.630	6.879
Change in fair value	112	(249)	112	(249)
Disposals	-	(196)	-	-
Impairment	(130)	(165)	-	-
Balance at 31 December	<u>7.056</u>	<u>7.074</u>	<u>6.742</u>	<u>6.630</u>

Assets classified as held for sale include land valued at €4.092.000 (2011: €3.830.000) that is under compulsory acquisition by the District Land Registry intended for the construction of the Cyprus Energy Center and land of €2.650.000 (2011: €2.800.000), previously classified as investment property, that was decided to be disposed within the next twelve months. Additionally, in the consolidated statement of financial position, plant and equipment of €314.000 (2011: €443.000) that relates to the discontinued ready mixed concrete activities have been classified as held for sale.

## 22 CASH AND CASH EQUIVALENTS

	Group		Company	
	2012 €000	2011 €000	2012 €000	2011 €000
Cash and bank balances	<u>3.390</u>	<u>46</u>	<u>3.355</u>	<u>-</u>
Cash and cash equivalents	<u>3.390</u>	<u>46</u>	<u>3.355</u>	<u>-</u>
Bank overdrafts	<u>-</u>	<u>(3.383)</u>	<u>-</u>	<u>(3.383)</u>
Cash and cash equivalents in the statement of cash flows	<u>3.390</u>	<u>(3.337)</u>	<u>3.355</u>	<u>(3.383)</u>

Bank overdrafts of €228.000 in 2011 were secured by fixed charges on plant and machinery.

## 23 CAPITAL AND RESERVES

			2012 €000	2011 €000
<b>Share capital</b>				
Authorised:				
Ordinary shares of €0,43 each			<u>72.000</u>	<u>72.000</u>
	2012 No. of shares	2011 No. of shares	2012 €000	2011 €000
Allotted, called up and fully paid:				
Ordinary shares of €0,43 each	<u>71.935.947</u>	<u>71.935.947</u>	<u>30.932</u>	<u>30.932</u>

### Reserves

#### *Revaluation reserve*

Revaluation reserve comprises the cumulative net change in the fair value of land and buildings and Vassiliko port. When revalued land or buildings are sold, the portion of the revaluation reserve that relates to that asset, and that is effectively realised, is transferred directly to retained earnings.

#### *Revaluation of investments available-for-sale reserve*

Revaluation of investments available-for-sale reserve represents accumulated gains and losses arising on the revaluation of available-for-sale financial assets that have been recognised in other comprehensive income, net of amounts reclassified to profit or loss when those assets have been disposed of or are determined to be impaired.



## 24 INTEREST BEARING LOANS AND BORROWINGS

	Group		Company	
	2012 €000	2011 €000	2012 €000	2011 €000
<b>Non-current liabilities</b>				
Secured bank loans	86.174	99.413	86.174	99.413
<b>Current liabilities</b>				
Current portion of secured bank loans	<u>13.079</u>	<u>10.134</u>	<u>13.079</u>	<u>10.134</u>
Analysis of maturity of debt:				
Within one year or on demand	13.079	10.134	13.079	10.134
Between one and two years	13.247	13.168	13.247	13.168
Between two and five years	31.553	13.168	31.553	13.168
After five years	<u>41.374</u>	<u>73.077</u>	<u>41.374</u>	<u>73.077</u>
	<u>99.253</u>	<u>109.547</u>	<u>99.253</u>	<u>109.547</u>

The bank loans are secured as follows:

- By mortgage against immovable property of the Company for €26.800.000 (2011 : €26.800.000).
- Fixed charge on the Company's financed plant and machinery for €46.732.000 (2011: €46.732.000).

### Weighted average effective interest rate

The rate of interest payable on the above loans is floating. At 31 December 2012, the prevailing rate of interest for these loans was on average 2,79% (2011: 3,35%).

## 25 DEFERRED TAXATION

	Group		Company	
	2012 €000	2011 €000	2012 €000	2011 €000
Accelerated capital allowances	4.115	4.180	4.229	4.292
Revaluation of properties	7.355	6.659	7.274	6.580
Tax losses carried forward	<u>(916)</u>	<u>(900)</u>	<u>(916)</u>	<u>(900)</u>
	<u>10.554</u>	<u>9.939</u>	<u>10.587</u>	<u>9.972</u>
	2012 €000	2011 €000	2012 €000	2011 €000
At 1 January	9.939	10.218	9.972	10.255
Deferred tax charge in statement of comprehensive income	(361)	1.238	(361)	1.234
Transfer to revaluation reserve	976	(1.517)	976	(1.517)
At 31 December	<u>10.554</u>	<u>9.939</u>	<u>10.587</u>	<u>9.972</u>

## 26 PROVISIONS FOR LIABILITIES AND CHARGES

	Group		Company	
	Non-current		Non-current	
	2012 €000	2011 €000	2012 €000	2011 €000
Provisions for quarry environmental restoration and other contingent liabilities	<u>400</u>	<u>400</u>	<u>400</u>	<u>400</u>

## 27 TRADE AND OTHER PAYABLES

	Group		Company	
	2012 €000	2011 €000	2012 €000	2011 €000
<b>Current</b>				
Trade payables	5.441	2.174	5.352	2.105
Amount owed to subsidiary companies (note 28)	-	-	12	10
Amounts owed to related companies (note 28)	1.142	238	1.142	238
Other payables	2.548	3.166	2.584	3.204
Accrued interest	694	1.132	694	1.132
Dividend	1.064	-	1.064	-
	<u>10.889</u>	<u>6.710</u>	<u>10.848</u>	<u>6.689</u>
<b>Non-current</b>				
Amounts owed to related companies	-	1.200	-	1.200
	<u>10.889</u>	<u>7.910</u>	<u>10.848</u>	<u>7.889</u>

## 28 RELATED PARTIES

### i. Transactions with related companies

The Company has entered into an agreement with Hellenic Mining Company, the scope of which is the provision of consultancy and other services. The fees payable by the Company for these services are €205.000 per annum. The duration of the agreement is 5 years and expires on 30 June 2014. Further, the Company enters into various other transactions with the Hellenic Mining Company Group (HMG). These transactions, which are entered into at mutually agreed prices, include the provision of port facilities, hiring of machinery and the purchase and sale of spare parts and other goods.

The Company has entered into an agreement with Italcementi, S.p.A Italy, holding company of Italmec Cement Company Ltd and Compagnie Financiere et de Participations (Cofipar), the scope of which is the provision by Italcementi to the Company of consultancy services of technical nature. The agreement expires on 31 December 2013. The fees payable by the Company for these services are €600.000 per annum. Apart from this agreement, the Company purchases from Italcementi equipment and spare parts, pet-coke and other services and further sells cement and clinker.

The transactions between the Group and the related companies, including the above agreements were as follows:

	Sales		Purchases	
	2012 €000	2011 €000	2012 €000	2011 €000
Hellenic Mining Group	28	71	363	439
Italcementi Group	3.034	-	879	4.712
KEO Plc	-	-	13	17
Latomia Latouros Ltd	-	-	6	7
	<u>3.062</u>	<u>71</u>	<u>1.261</u>	<u>5.175</u>

### ii. Transactions with key management personnel

In addition to salaries, the Group also contributes to the Provident Fund and Medical Fund which are defined contributions plans (see note 32). Key management personnel compensation, including total employer contributions for 2012 was €859.000 (2011: €860.000).

### iii. Balances with related companies

The balances between the Group and the related parties were as follows:

	Group	
	2012 €000	2011 €000
<b>Amounts due to related parties</b>		
Hellenic Mining Group	-	42
Italcementi Group	1.139	1.394
KEO Plc	3	2
	<u>1.142</u>	<u>1.438</u>

The above balances relate to trading activities between the Group and the respective parties.

### iv. Balances with associate companies

	Group		Company	
	2012 €000	2011 €000	2012 €000	2011 €000
<b>Balances due from associate companies</b>				
ENERCO - Energy Recovery Ltd	247	286	247	286
Latomio Pyrgon Ltd	81	81	-	-
	<u>328</u>	<u>367</u>	<u>247</u>	<u>286</u>

The above balances relate to trading activities and dividends receivable.

### v. Balances with Group entities

The balances between the Company and the Group entities were as follows:

	Company	
	2012 €000	2011 €000
<b>Balances due from Group entities</b>		
Vassiliko (Building Materials) Ltd	861	849
Estia Etimo Skirodema Ltd	4.375	4.375
AES Atlas Etimo Skirodema Ltd	2.617	2.617
Venus Beton Ltd	193	183
CCC Aggregates Ltd	8	7
	<u>8.054</u>	<u>8.031</u>
Less impairment	<u>(3.226)</u>	<u>(2.226)</u>
	<u>4.828</u>	<u>5.805</u>
<b>Balances due to Group entities</b>		
Vassiliko Energy Ltd	8	4
CCC Building Materials Ltd	4	6
	<u>12</u>	<u>10</u>

The above balances relate to trading and financing activities between the Company and the respective entities.

## 29 DIVIDENDS

	Company	
	2012 €000	2011 €000
Interim dividend 2012 at €0,015 per share	1.079	-
Final dividend 2010 at €0,015 per share	-	1.079
	<u>1.079</u>	<u>1.079</u>

As from 1 January 2012, dividends are subject to defence fund contribution at the rate of 20% when the beneficiary is a physical person resident of Cyprus (15% to 30 August 2011 and 17% from 31 August 2011 to 31 December 2011).

## 30 DIRECTORS' SHAREHOLDINGS

At 31 December 2012, and five days prior to the date of the approval of the financial statements, the proportions of shares held directly or indirectly by the Directors and their related parties were as follows:

	Fully paid shares	
	31 December 2012	12 April 2013
Leondios Lazarou	0,0001%	0,0001%
Costas Koutsos	0,0139%	0,0139%
Stavros Galatariotis	0,0125%	0,0125%
Rena Rouvitha Panou (Appointed 23 February 2012)	0,0014%	0,0014%
	<u>0,0279%</u>	<u>0,0279%</u>

At 31 December 2012, the Company had no material agreements in which Directors of the Company, or their related parties, had a direct or indirect interest.

## 31 SHAREHOLDERS HOLDING AT LEAST 5% OF THE ISSUED SHARE CAPITAL

At 31 December 2012 and five days prior to the date of approval of the financial statements the following shareholders were holding at least 5% of the nominal value of the issued share capital.

	Fully paid shares	
	31 December 2012	12 April 2013
Hellenic Mining Public Company Ltd	13,07%	13,07%
KEO Plc	6,44%	6,44%
Gypsum and Plasterboards Public Company Ltd	4,78%	4,78%
Italmed Cement Company Ltd	14,94%	14,94%
Compagnie Financiere et de Participations	9,71%	9,71%
Anastasios G. Leventis Foundation	5,34%	5,34%
The Cyprus Cement Public Company Ltd	25,30%	25,30%
	<u>79,58%</u>	<u>79,58%</u>

## 32 EMPLOYEE CONTRIBUTION SCHEMES

The Company has two schemes, the Vassiliko Cement Works Ltd Employees' Provident Fund and the Vassiliko Cement Works Ltd Employees' Medical Fund. The two schemes are funded separately and prepare their own financial statements. According to these schemes, the employees are entitled to payment of certain benefits upon retirement, prior termination of service or sickness. These are defined contribution schemes and the contributions of the Company for the year were €741.000 (2011: €1.003.000).

### 33 OPERATING LEASES

#### Leases as lessee

Non-cancellable operating lease rentals are payable as follows:

	Group		Company	
	2012 €000	2011 €000	2012 €000	2011 €000
Less than one year	162	188	115	141
Between one and five years	432	454	244	267
More than five years	995	1.087	131	175
	<u>1.589</u>	<u>1.729</u>	<u>490</u>	<u>583</u>

The Group leases a number of properties under operating leases. The leases typically run for periods up to 50 years, with options to renew the lease after that date. The leases provide for rental increases to reflect market rentals. None of the leases include contingent rentals.

#### Leases as lessor

The Group leases out its investment property under operating leases (see note 13). The future minimum lease payments under non-cancellable leases are as follows:

	Group		Company	
	2012 €000	2011 €000	2012 €000	2011 €000
Less than one year	188	303	188	303
Between one and five years	809	769	809	769
More than five years	584	284	584	284
	<u>1.581</u>	<u>1.356</u>	<u>1.581</u>	<u>1.356</u>

During the year ended 31 December 2012, €326.000 was recognised as net rental income in the statement of comprehensive income (2011 : €474.000).

### 34 FINANCIAL INSTRUMENTS AND RISK MANAGEMENT

The Group is exposed to the following risks from its use of financial instruments:

- Market risk
- Credit risk
- Liquidity risk

The Group also has exposure to the following other risks:

- Industry risk
- Operational risk
- Environmental risk
- Compliance risk
- Litigation risk
- Reputation risk

This note presents information about the Group's exposure to each of the above risks, the Group's objectives, policies and processes for measuring and managing risk, and the Group's management of capital. Further quantitative disclosures are included throughout these consolidated financial statements.

The Board of Directors has overall responsibility for the establishment and oversight of the Group's risk management framework.

The Group's risk management policies are established to identify and analyse the risks faced by the Group, to set appropriate risk limits and controls, and to monitor risks and adherence to limits. Risk management policies and systems are reviewed regularly to reflect changes in market conditions and the Group's activities. The Group, through its training and management standards and procedures, aims to develop a disciplined and constructive control environment in which all employees understand their roles and obligations.

The Group Audit Committee oversees how management monitors compliance with the Group's risk management procedures and reviews the adequacy of the risk management framework in relation to the risks faced by the Group.

The main monetary financial assets of the Group and the Company are cash and cash equivalents, and the investments in securities and trade receivables. The main monetary financial liabilities are bank overdrafts, loans and trade payables.

### Market risk

Market risk is the risk that changes in market prices such as foreign exchange rates, interest rates and equity prices will affect the Group's income or the value of its holdings of financial instruments. The objective of market risk management is to manage and control market risk exposures within acceptable parameters while optimising the return.

### Interest rate risk

Interest rate risk results from changes in market interest rates. The Group's management monitors the interest rate fluctuations on a continuous basis and acts accordingly. The interest rate and repayment terms of the loans are disclosed in note 24.

#### - Sensitivity analysis

An increase of 100 basis points in interest rates at 31 December 2012 would have decreased equity and profit or loss by the amounts shown below. The analysis assumes that all other variables, in particular foreign currency rates, remain constant. For a decrease of 100 basis points, there would be an equal and opposite impact on equity and profit or loss.

	Group		Company	
	2012 €000	2011 €000	2012 €000	2011 €000
Floating rate financial instruments	993	1.129	993	1.129

### Currency risk

Currency risk is the risk that the value of financial instruments will fluctuate due to changes in foreign exchange rates. Currency rate risk arises when future commercial transactions and recognised assets and liabilities are denominated in a currency that is not the Group's measurement currency. The Group is exposed to foreign exchange risk arising from various currency exposures primarily with respect to the US Dollar.

Exposure to currency risk was as follows:

Group	USD'000		USD'000	
	31 December 2012		31 December 2011	
Trade receivables	653		111	
Trade payables	2.280		(59)	
Net exposure	<u>2.933</u>		<u>52</u>	
	USD'000		USD'000	
	31 December 2012		31 December 2011	
Trade receivables	653		111	
Trade payables	2.280		(59)	
Net exposure	<u>2.933</u>		<u>52</u>	

The following significant exchange rates were applied during the year:

	Average rate		Reporting date spot rate	
	2012 €000	2011 €000	2012 €000	2011 €000
USD	0,799324	0,720469	0,799324	0,720469

## Credit risk

Credit risk arises when a failure by counter parties to discharge their obligations could reduce the amount of future cash inflows from financial assets on hand at the statement of financial position date. The Company has no significant concentration of credit risk. The Group has policies in place to ensure that sales of products and services are made to customers with an appropriate credit history and monitors on a continuous basis the ageing profile of its receivables. Cash balances are held with high credit quality financial institutions and the Company has policies to limit the amount of credit exposure to any financial institution.

The carrying amount of financial assets representing the maximum credit exposure to credit risk at the reporting date was:

	Group		Company	
	Carrying amount		Carrying amount	
	2012	2011	2012	2011
	€000	€000	€000	€000
Trade and other receivables	8.465	9.399	7.811	8.717
Amount receivable from related parties	328	367	247	286
Prepayments	84	514	84	498
Available for sale financial assets	597	1.228	597	1.228
Cash and cash equivalents	3.390	46	3.355	-
Total credit risk exposure	<u>12.864</u>	<u>11.554</u>	<u>12.094</u>	<u>10.729</u>

No customer balance represents a significant percentage of the total trade receivables.

## Liquidity risk

Liquidity risk is the risk that arises when the maturity of assets and liabilities does not match. An unmatched position potentially enhances profitability, but can also increase the risk of losses. The Company has procedures with the object of minimising such losses such as maintaining sufficient cash and other highly liquid current assets and by having available an adequate amount of committed credit facilities.

The following are the contractual maturities of financial liabilities, including estimated interest payments:

GROUP	Carrying amount	Contractual cash flow	Payable on demand and up to 6 months	6 - 12 months	1 - 2 years	2 - 5 years	More than 5 years
Non-derivative financial liabilities	€000	€000	€000	€000	€000	€000	€000
<b>31 December 2012</b>							
Secured bank loans	99.253	(114.163)	(8.154)	(8.079)	(30.797)	(33.646)	(33.487)
Secured bank overdrafts	-	-	-	-	-	-	-
Unsecured bank overdrafts	-	-	-	-	-	-	-
Trade and other payables	10.889	(10.889)	(10.889)	-	-	-	-
	<u>110.142</u>	<u>(125.052)</u>	<u>(19.043)</u>	<u>(8.079)</u>	<u>(30.797)</u>	<u>(33.646)</u>	<u>(33.487)</u>
<b>31 December 2011</b>							
Secured bank loans	109.547	(130.685)	(7.023)	(6.992)	(16.904)	(43.020)	(56.746)
Secured bank overdrafts	228	(228)	(228)	-	-	-	-
Unsecured bank overdrafts	3.155	(3.155)	(3.155)	-	-	-	-
Trade and other payables	7.910	(7.940)	(6.710)	-	(1.230)	-	-
	<u>120.840</u>	<u>(142.008)</u>	<u>(17.116)</u>	<u>(6.992)</u>	<u>(18.134)</u>	<u>(43.020)</u>	<u>(56.746)</u>

COMPANY			Payable on demand and up to 6 months	6 - 12 months	1 - 2 years	2 - 5 years	More than 5 years
Non-derivative financial liabilities	Carrying amount €000	Contractual cash flow €000	€000	€000	€000	€000	€000
<b>31 December 2012</b>							
Secured bank loans	99.253	(114.163)	(8.154)	(8.079)	(30.797)	(33.646)	(33.487)
Secured bank overdrafts	-	-	-	-	-	-	-
Trade and other payables	10.848	(10.848)	(10.848)	-	-	-	-
	<u>110.101</u>	<u>(125.011)</u>	<u>(19.002)</u>	<u>(8.079)</u>	<u>(30.797)</u>	<u>(33.646)</u>	<u>(33.487)</u>
<b>31 December 2011</b>							
Secured bank loans	109.547	(130.685)	(7.023)	(6.992)	(16.904)	(43.020)	(56.746)
Secured bank overdrafts	218	(218)	(218)	-	-	-	-
Unsecured bank overdrafts	3.165	(3.165)	(3.165)	-	-	-	-
Trade and other payables	7.889	(7.919)	(6.689)	-	(1.230)	-	-
	<u>120.819</u>	<u>(141.987)</u>	<u>(17.095)</u>	<u>(6.992)</u>	<u>(18.134)</u>	<u>(43.020)</u>	<u>(56.746)</u>

The Group has access to financing facilities of €114.028.000, of which €14.775.000 were unused at the end of the reporting period. The Group expects to meet its other obligations from operating cash flows and proceeds from maturity of financial assets.

### Industry risk

The activities of the Group are subject to various risks and uncertainties related to the construction industry and the economy in general. These activities are influenced by a number of factors which include, but are not restricted to, the following:

- National and international economic and geopolitical factors and markets;
- The growth of the construction and real estate sectors;
- The impact of war, terrorist acts, diseases and epidemics which are likely to influence tourists' arrivals on the island;
- Increases in labour and energy costs;
- Increased domestic competition as well as competition from neighbouring countries.

### Operational risk

Operational risk is the risk that derives from the deficiencies relating to the Group's information technology, production processes and control systems as well as the risk of a human error and natural disasters. The Group's systems are evaluated, maintained, and upgraded continuously.

The Cyprus economy has been adversely affected over the last few years by the international credit crisis and the instability in the financial markets. During 2012 there was a considerable tightening of financing availability from Cypriot financial institutions, mainly resulting from financial instability in relation to the Greek sovereign debt crisis, including the impairment of Greek Government Bonds, and its impact on the Cyprus economy. In addition, following its credit downgrades, the ability of the Republic of Cyprus to borrow from international markets has been significantly affected. The Cyprus government entered into negotiations with the European Commission, the European Central Bank and the International Monetary Fund, in order to obtain financial support.

Cyprus and the Eurogroup (together with the International Monetary Fund) reached an agreement on 25 March 2013 on the key elements necessary for a future macroeconomic adjustment programme which includes the provision of financial assistance to the Republic of Cyprus of up to €10 billion. The programme aims to address the exceptional economic challenges that Cyprus is facing and to restore the viability of the financial sector, with the view of restoring sustainable economic growth and sound public finances over the coming years. The Eurogroup decision on Cyprus includes plans for the restructuring of the financial sector and safeguards deposits below €100.000 in accordance with EU legislation. In addition, the Cypriot authorities have reaffirmed their commitment to step up efforts in the areas of fiscal consolidation, structural reforms and privatization. The Eurogroup requested the Cypriot authorities and the European Commission, in liaison with the European Central Bank and the International Monetary Fund, to finalize the Memorandum of Understanding within April 2013, which will then be followed by the formal approval of the Board of Directors of the European Stability Mechanism as well as by the ratification by Eurozone member states through national parliamentary (or equivalent) approvals.





On 22 March 2013 the House of Representatives voted legislation relating to capital controls affecting transactions executed through banking institutions operating in Cyprus. The extent and duration of the capital controls is decided by the Minister of Finance and the Governor of the Central Bank of Cyprus and were enforced on 28 March 2013. The Company's management is monitoring the developments in relation to these capital controls and is assessing the implications on the Company's operations.

The uncertain economic conditions in Cyprus, the unavailability of financing, the loss and/or blockage of funds, together with the current instability of the banking system and the anticipated overall future economic recession, could affect:

- the ability of the Group to obtain new borrowings, or re-finance its existing borrowings at terms and conditions similar to those applied to earlier transactions,
- the ability of the Group's trade and other debtors to repay the amounts due to the Group, and
- the cash flow forecasts of the Group and the assessment of impairment of other financial and non financial assets.

The economic conditions disclosed above, together with the impact of the results of the Euro group decision of 25 March 2013 for Cyprus, may have an adverse impact on the Group's debtors (inability to meet their obligations towards the Group), suppliers (inability to continue trading), valuation of property, bankers (inability to provide adequate finance), revenue (decreased demand for the Group's products due to decreased purchasing power by consumers), etc. The direct impact on own bank accounts is expected to be a loss of €174.000.

The Group's management has assessed:

- i. Whether any impairment allowances are deemed necessary for the Group's financial assets carried at amortized cost by considering the economic situation and outlook at the end of the reporting period. Impairment of trade receivables is determined using the "incurred loss" model required by International Accounting Standard 39. These standards require recognition of impairment losses for receivables that arose from past events and prohibit recognition of impairment losses that could arise from future events, no matter how likely those future events are.
- ii. Whether the net realizable value for the Group's inventory at the reporting date exceeds cost.
- iii. The ability of the Company to continue as a going concern.

The Company's management is unable to predict all developments which could have an impact on the Cyprus economy and consequently, what effect, if any, they could have on the future financial performance, cash flows and financial position of the Company.

On the basis of the evaluation performed, the Group's management has concluded that no additional provisions or impairment charges are necessary and that the Group has available adequate financial resources to continue its operations as a going concern.

The Group's management believes that it is taking all the necessary measures to maintain the viability of the Group and the development of its business in the current business and economic environment.

#### **Environmental risk**

Environmental risk is the risk to comply with environmental regulations of the Republic of Cyprus and the EU. The risk is limited through the monitoring controls applied by the Group. Further the Group is exposed to price fluctuations on emission rights depending on its emission rights surplus or deficit. The Group's position is therefore constantly monitored to ensure correct risk management.

#### **Compliance risk**

Compliance risk is the risk of financial loss, including fines and other penalties, which arises from non-compliance with the laws and regulations of the Republic of Cyprus and the EU. The risk is limited through the monitoring controls applied by the Group.

#### **Litigation risk**

Litigation risk is the risk of financial loss which arises from the interruption of the Group's operations or any other undesirable situation that arises from the possibility of non-execution or violation of legal contracts and consequently from lawsuits. The risk is restricted through the contracts used by the Group to execute its operations.

### Reputation

The risk of loss of reputation arising from the negative publicity relating to the Group's operations (whether true or false) may result in a reduction of its clientele, reduction in revenue and legal cases against the Group. The management is monitoring such developments through its sustainable development and corporate governance policies and procedures to mitigate such risks.

### Capital management

The Board's policy is to maintain a strong capital base so as to maintain investor, creditor and market confidence and to sustain future development of the business. The Board of Directors monitors the return on capital which the Group defines as the amount of net income returned as a percentage of total shareholder equity.

The Board seeks to maintain a balance between the higher returns that might be possible with higher levels of borrowings and the advantages and security afforded by a sound capital position.

## 35 FAIR VALUES

The fair value of the investments in securities quoted on the Cyprus Stock Exchange is disclosed in note 18. The fair value of investment property is disclosed in note 13. The fair values of the other monetary assets and liabilities are approximately the same as their book values.

## 36 EVENTS AFTER THE REPORTING PERIOD

There were no material events after the reporting period, which affect the financial statements as at 31 December 2012, other than those matters disclosed in note 34 under the operating risk section.

## 37 CHANGES FROM INDICATION OF RESULTS

The changes between the net loss reported in the results indication for 2012 and the audited financial statements are attributed to the following changes:

	2012 €000
Loss as per indication of results	(360)
Increase in share of net loss from associate	(1.000)
Other	6
Audited net profit	<u>(1.354)</u>



For Vassiliko Cement Works, Corporate Social Responsibility is a piece of cake that never ends. CSR can be defined in many different ways ending up to the same conclusion, namely that CSR is an integral part of a business's daily operation and activity.

To put it simply, it means to do the right thing. It practically examines the way an enterprise's operations and actions affect all stakeholders such as shareholders, employees, customers, suppliers, local communities, business partners; CSR is also the reaction or the feedback returning to the enterprise by all above factors.

Vassiliko Cement Works understands fully that CSR is an ever lasting value and that corporate decisions should not be solely based on financial factors, such as profits or dividends but should equally co-calculate direct and long term social

and environmental impact resulting from the interests of customers, employees, shareholders, local communities taking into consideration the ecological components in all sectors of business operation.

Since 2008 we have elaborated a Corporate Social Responsibility policy that enabled us to promote a different profile with regard to Local Community and the Society in its entirety. With our CSR policy we were able to build a relation of co-habitation and synergy between our activities and society, forging a climate of trust and cooperation with all stakeholders.

At Vassiliko Cement Works, we divide CSR in three basic pillars: Personnel, Environment, relations with society and social initiatives.

## PERSONNEL

With regard to the personnel, we cover 4 specific areas of action aiming at better personnel performance. The areas in question are the following: working environment, remuneration and benefits, equal opportunities and employability issues. In the working environment our objective is to meet concerns related to health and safety, prosperity programs, balance between family and work life, accidents. For this purpose, a system has been compiled including the following:

- Procedures-systems to reward performance
- Transparent rules and criteria for meritocratic recruitment procedures
- Transparent and meritocratic evaluation procedures
- Health and Safety systems and rules beyond statutory provisions
- Rules, quantitative targets for personnel training aimed at their appropriate training, career development, empowerment and support of technological and organizational changes that contribute to the improvement of the overall professional evolution of employees
- Systems and procedures to regularly inform employees regarding the entire corporate activity
- Regular information to employees' representatives
- Information and programs of dialogue





## ENVIRONMENT

For the company, the issue of Environment involves decisions pertaining to prevention of pollution, reduction of pollutants, waste management, effective use of natural resources and damage recovery (rehabilitation of quarry areas, tree planting etc), promotion of recycling and mitigation of negative environmental impact. These are not only words; they are evidenced by numerous good practices and many "success stories".

Besides the planting project in large sectors of the production unit and quarries that have exhausted their resources, the Company contributed to the development of parks undertaking green zone planting activities in adjacent communities.

## RELATIONS WITH SOCIETY AND SOCIAL INITIATIVES



The relation with society is a very sensitive part encompassing local, national and broader society. Local community, however, is the most important part since we operate therein. Sponsorships are promoted either in the form of infrastructure or current events of any form and any kind of charity. We put forward cooperation programs with universities, educational institutions and schools and volunteerism schemes of employees, participation in social activities in cooperation with NGOs and campaigns.